




Educación General Básica



English



Level

Pre A1.2

STUDENT'S BOOK

FREE COPY
NOT FOR SALE

MINISTERIO
DE EDUCACIÓN



EL
GOBIERNO
DE TODOS

Starship English

Student Book • Activity Book

Pre A1.2



ECUADOR EDITION

Dr. Ken Beatty

PRESIDENTE DE LA REPÚBLICA

Lenín Moreno Garcés

MINISTRO DE EDUCACIÓN

Fander Falconí Benítez

Viceministro de Educación

Álvaro Sáenz Andrade

Viceministra de Gestión Educativa

Mónica Reinoso Paredes

Subsecretaria de Fundamentos Educativos

Ruthy Intriago Armijos

Subsecretaria de Administración Escolar

Mónica García Echeverría

Directora Nacional de Currículo

María Cristina Espinosa Salas

Director Nacional de Operaciones y Logística

Germán Eduardo Lynch Álvarez

Primera impresión: agosto 2016

Quinta impresión: junio 2018

Impreso por: Editorial Don Bosco-
Centro Gráfico Salesiano



Ministerio de Educación del Ecuador, 2018
Av Amazonas N34-451 y Atahualpa
www.educacion.gob.ec



Houghton Mifflin Harcourt

Copyright © by Houghton Mifflin Harcourt Publishing Company

All rights reserved. No part of this work may be reproduced or transmitted in any form or by any means, electronic or mechanical, including photocopying or recording, or by any information storage and retrieval system, without the prior written permission of the copyright owner unless such copying is expressly permitted by federal copyright law. Requests for permission to make copies of any part of the work should be addressed to Houghton Mifflin Harcourt Publishing Company, Attn: Contracts, Copyrights, and Licensing, 9400 South Park Center Loop, Orlando, Florida 32819.

Printed in Ecuador.

ISBN 978-0-544-95198-3

MINISTERIO
DE EDUCACIÓN



Promovemos la conciencia ambiental en la comunidad educativa.

Hemos impreso el 8% de ejemplares con certificado de responsabilidad ambiental.

ADVERTENCIA

Un objetivo manifiesto del Ministerio de Educación es combatir el sexismo y la discriminación de género en la sociedad ecuatoriana y promover, a través del sistema educativo, la equidad entre mujeres y hombres. Para alcanzar este objetivo, promovemos el uso de un lenguaje que no reproduzca esquemas sexistas, y de conformidad con esta práctica preferimos emplear en nuestros documentos oficiales palabras neutras, tales como las personas (en lugar de los hombres) o el profesorado (en lugar de los profesores), etc. Sólo en los casos en que tales expresiones no existan, se usará la forma masculina como genérica para hacer referencia tanto a las personas del sexo femenino como masculino. Esta práctica comunicativa, que es recomendada por la Real Academia Española en su Diccionario Panhispánico de Dudas, obedece a dos razones: (a) en español es posible <referirse a colectivos mixtos a través del género gramatical masculino>, y (b) es preferible aplicar <la ley lingüística de la economía expresiva> para así evitar el abultamiento gráfico y la consiguiente ilegibilidad que ocurriría en el caso de utilizar expresiones como las y los, os/as y otras fórmulas que buscan visibilizar la presencia de ambos sexos.



2018: The value of respect

The beginning of a new school year always gives us hope. All the children and adolescents get prepared, not only to study and learn, but also to meet their classmates. Sometimes we come across new faces in class, and that is a good sign, because we see that other students are joining our institution. This also means that it is a good opportunity to interact with people other than those we already knew and thus make new friends.

We know that the school is a good place to grow and share many positive things, and from time to time also to face problems. Being supportive and supporting those who need help is an advice we should follow at home, at school and in the community.

The new school year opens as an experience that challenges us and at the same time gratifies us. We are part of the educational community, teachers, parents, legal representatives and relatives. We are all responsible for accompanying them in the improvement of their education, in improving the quality of their knowledge and in the experience of studying and learning to grow as better human beings and citizens.

A new school year means a job dedicated to expanding positive relationships, which we call respect. No one can be left out of this everyday practice at school and in the community. This value of life is radically opposed to contempt and expulsion. If we want a fair education, in which we can all participate, Respect for others means accepting their own ways of being, their individual, social, physical and cultural characteristics; their way of thinking and appreciating the world; their customs and traditions; their skills and abilities. This is the best proposal that the Ministry of Education can make at the beginning of the new school year.

Respect for others means respect for each and every one of us. Respect does not accept any aggression, be it physical, psychological or sexual. It implies recognizing ourselves in the people around us. Teachers, students and partners, we are all human beings who have the same rights. That means the right to have our own point of view, the right to change our minds, to make mistakes, the right to create a world of our own in which to live.

This 2018 - year of respect - is inspired by the principles of zero tolerance to abuse and violence, to any type of discrimination. We promote gender equality (equality between men and women), social justice, solidarity, a culture of peace, coexistence between different cultures and traditions, and the care of the environment. All these are values that we must spread and live fully every day in the educational community.

This is a year to defend the rights of students with a lot of determination and commitment. Our program “More united, More protected” was created to prevent violence within the educational system. We see education as an integrated whole; we work to improve our environment with important curricular innovations such as the methodology of the land of children and young people of good living. The incorporation of ancestral knowledge to education, the development of the arts, good reading manners and an ambitious digital agenda are part of our proposal at the beginning of the new school year.

This is the integral action that we now promote, in which children and adolescents participate as a decisive force within the educational community. Let's continue walking with good step and with respect in this 2018.

Fander Falconí
Minister of Education



Photo Credits

Student Book

All Photos are copyright Houghton Mifflin Harcourt except for the following:

DT = Dreamstime; IS = iStockPhotos; SS = Shutterstock

7 clouds ©PhotoLink/Photodisc/Getty Images; 11 boys ©sonyae/IS; girls ©Asia Images Group/Getty Images; 13 boy/boys ©Arvind Balaraman/IS; mother ©digitalskillet/IS; father ©Zurijeta/IS; grandmother ©PeopleImages/IS; grandfather ©LdF/IS; sister/sisters ©cglow/IS; 14 mother ©micheldenijss/IS; brother ©ArtisticCaptures/IS; sister ©Jbryson/IS; grandmother ©tbel/IS; father ©monkeybusinessimages/IS; grandfather ©vossphotography/IS; 17 flag © Jesse/DT; snake © Photobunnyk/DT; jar © Cammeraydave/DT; bag © Alexander Podshivalov/DT; cat © Tatiana Lebedeva/IS; stamp © Grafissimo/IS; frame © photosoup/IS; 19 cane © Andrzej Tokarski/DT; airplane © Luminis/DT; crane © Bjorn Heller/DT; gate © Margojh/DT; tape dispenser © Christopher Elwell/SS; 20 envelopes © A.Chernookaya/SS; 24 kittens ©Slonov/IS; fluffy cat ©Greenfire/IS; 25 cat ©Tatiana Lebedeva/SS; dog ©Gelpi JM/IS; goldfish ©Valentina Proskurina/IS; bird ©Denis Tabler/IS; mouse ©Eric Isselee/IS; turtle ©Kostenyukova Nataliy/IS; 27 chihuahua ©padu_foto/IS; fat pug ©Olena Savytska/SS; terrier ©Viorel Sima/IS; labrador ©Mac-leod/IS; newfoundland dog ©Yan Wen/IS; greyhound ©tsik/IS; basset hound ©Ksenia Raykova/IS; pug ©NatureArt/IS; 28 poodle ©Jagodka/IS; fat cat ©HelleM/IS; big dog ©Tad Denson/IS; thin dog ©Lakatos Sandor/SS; ugly dog ©Eric Isselee/SS; small dog ©Jagodka/IS; 35 elephant © Isselee/DT; desk © Anton Starikov/DT; key © Gleb Semenov/DT; pen © Kalinin Dmitriy/DT; zebra © Musat Christian/DT; bell © jacusjacus/IS; 37 eel © Tatiana Oleshkevich/DT; jeep © Michael Shake/DT; peel © Vyacheslav Bukhal/DT; seed © Tomboy2290/DT; teeth © Andrei Malov/DT; beetle © Aetmeister/DT; 39 leaf © Chris Hill/DT; peanut © Xunbin Pan/DT; beads © Empire331/DT; sea © Chris Doyle/DT; seal © Christopher Elwell/DT; beans © Robyn Mackenzie/DT; 40 monkey © Isselee/DT; money © Jonkio4/DT; happy © Anatoliy Samara/DT; candy © Sandra Van Der Steen/DT; 43 hamburger ©Gena73/SS; sandwich ©Robert Milek/SS; muffin ©StudioNewmarket/SS; cookie ©StudioNewmarket/SS; donut ©Cloud7Days/SS; hot dog ©ampFotoStudio/SS; 45 water glass ©Maks Narodenko/SS; water bottles ©magnetcreative/IS; milk ©HomeStudio/SS; apple ©Roman Samokhin/SS; hot dog ©Andrjuss/SS; orange ©Tim UR/SS; donut ©Davydenko Yuliia/SS; 46 milk ©Andrey_Kuzmin/SS; juice ©Mark Herreid/SS; orange ©Tim UR/SS; muffin ©pio3/SS; apple ©Roman Samokhin/SS; sandwich ©Hannamariah/SS; 47 hot dog ©Andrjuss/SS; water bottles ©magnetcreative/IS; turkey sandwich ©Sharon Day/SS; hamburger ©rvlsoft/SS; orange ©Carolyn Franks/SS; apple ©bergamont/SS; milk ©Stephen Coburn/SS; mango ©Sergio33/SS; banana ©jiri jura/SS; cookie ©Joe_Potato/IS; soda can ©avajjon/IS; orange juice ©Peepo/IS; 51 hallway ©bikeriderlondon/SS; bedroom ©ene/SS; dining room ©Iriana Shiyon/SS; living room ©Joe Gough/SS; bathroom ©chuckcollier/IS; kitchen ©YvanDube/IS; balcony ©Tammy616/IS; kid's bedroom ©vicnt/IS; 52 dining room ©Zhu Difeng/SS; balcony ©Wiktor Bubniak/SS; kid's bedroom ©Paha_L/IS; living room ©Iriana Shiyon/SS; bathroom ©sergey02/IS; kitchen ©P Wei/IS; 57 lime © Viktarm/DT; rice © 2011 Photos.com/Getty Images; ride © Mario Savoia/IS; time © www.imagesource.com/IS; 65 dinosaurs (a) ©Sergiy Kuzmin/SS; red car ©Trinacria Photo/SS; black car ©imagedb.com/SS; wild animals ©STILLFX/SS; sheep, goat ©Anke van Wyk/SS; cow ©KevinTavares/SS; trains ©any_keen/SS; 66 green ball ©Wanchai Orsuk/SS; pink ball ©nito/SS; blue ball, purple ball ©Pavel Hlystov/SS; yellow ball ©John Kasawa/SS; red ball ©Denis Selivanov/SS; orange ball ©rangizzz/SS; brown ball ©titelio/SS; robot ©HomeStudio/SS; 73 box © Mikko Pitkänen / Alias Studio Oy/DT; dots © Cdukes/DT; mop © Costasz/DT; potato © Nanostock/DT; log © Sebastianknight/DT; hose © Deymos/DT; 75 toe © Valeriya Potapova/DT; cone © Stephen Coburn/DT; rose © Vkraskouskirope © Elnur Amikishiyev/DT; hoe © Spfotocz/DT; hose © Deymos/DT; 77 toast © Adrian Petrean/DT; coal © Voyagerix/DT; soap © Ksena2009/DT; toad © Electrochris/DT; oats © Lianem/DT; coat © Zoom-zoom/DT; 79 bow © Photka/DT; pillow © Christoph Weihs/DT; crow © Isselee/DT; blow © Shime/DT; 81 1:00 ©IS, 1:15 ©Dimedrol68/IS, 1:30 ©trubach/IS, 1:45 ©DonNichols/IS; 83 girl with cereal ©Gelpi JM/SS; boy on swing ©Zurijeta/SS; boy on ladder ©slobo/IS, class ©Tatiana Belova/SS; basketball ©Elena Elisseeva/SS; girls eating lunch ©Lisa F Young/SS; boy writing ©Zholobov Vadim/SS; boy eating cereal ©artproem/SS; 85 alarm clock ©Natalia Siverina/SS; 10:30 clock ©Chromatika Multimedia snc/SS; 12:45 clock ©Hal_P/SS; boy on ladder ©slobo/IS, girl with backpack ©Jaren Jai Wicklund/SS; girls eating ©Lisa F Young/SS; boy eating pasta ©Gelpi JM/SS; basketball ©Elena Elisseeva/SS; boy writing ©Jacek Chabraszewski/SS; 87 balloon ©pixelman/SS; card ©FrameAngel/SS; party ©Bryngelzon/SS; hat ©Fotoksa/SS; cake ©Jiri Vaclavek/SS; gift ©Jiri Vaclavek/SS; 90 cake ©Elena Elisseeva/SS; present ©Evgeny Karandaev/SS; card ©Boguslaw Mazur/SS; 93 slug © Fred De Baillencourt/DT; June © Design56/DT; bus © Robwilson39/DT; flute © Yifang Zhao/DT; mug © Lavoview/DT; truck © Milan Surkala/DT; 95 mule © Zheng Dong/DT; dune © Roy Mattappallil Thomas/DT; prune © Esterio/DT; fuse © James Hoenstine/DT; tube © Olira/DT; bugle © Batman2000/DT; 103 umbrella ©Lars Christensen/SS; kite flying ©RTimages/IS, fall leaves ©Labrynthe/SS; snow on cars ©Renata Osinska/SS; park ©Luciano Mortula/SS; kids jumping ©Jacek Chabraszewski/SS; fog ©Vladimir A Veljanovski/SS; umbrella ©messenjah/IS; 104 snowy house ©Willowpix/ISPhoto.com, storm clouds ©Alain Lacroix/SS; beach ©f9photos/SS; palm trees ©Jeff R. Clow/SS; rain ©Maxim Kazitov/SS; kids in snow ©Masza/SS; 105 wind in trees ©fstockfoto/SS; umbrellas in storm ©G. K./SS; grass ©G. K./SS; fog ©Mikadun/SS; mountain ©Galina Barskaya/SS; sun ©Pakhnyushchyy/SS; 107 white cake ©Elena Elisseeva/SS; cake ©Jiri Vaclavek/SS; umbrella ©Lars Christensen/SS; kite flying ©RTimages/IS, girls eating ©Lisa F Young/SS; boy writing ©Jacek Chabraszewski/SS; snow on cars ©Renata Osinska/SS; palm trees ©Jeff R. Clow/SS; girl with backpack ©Jaren Jai Wicklund/SS; boy eating ©Gelpi JM/SS; 108 black frame ©Sisacorn/SS; ornate gold frame ©Adam Radosavljevic/IS, gold frame ©Sisacorn/IS, wooden frame ©markgoddard/IS; 112 desk © Anton Starikov/DT; peanut © Xunbin Pan/DT; jeep © Michael Shake/DT; candy © Sandra Van Der Steen/DT; 110 stamp © Grafissimo/IS; 114 light © Roman Minarov/DT; crib © Marcin Sadłowski/DT; rice © 2011 Photos.com/Getty Images; 116 rope © Elnur Amikishiyev/DT; coat © Zoom-zoom/DT; socks © Ana Sousa/DT; 118 prune © Esterio/DT; truck © Milan Surkala/DT; fruit © Richard Thomas/DT; cue © Shutswiss/DT.

Activity Book

All Photos are copyright Houghton Mifflin Harcourt except for the following:

DT = Dreamstime; IS = iStockPhotos; SS = Shutterstock

AB10 brothers © sonya/IS; man © /DT; grandma © Maliketh/IS; grandpa © LdF/IS; girl © cglow/IS; woman © iStockphotos/IS; AB11 man © iStockphotos/IS; woman © tbel/IS; boys © sonya etchison/SS; AB13 boys © Thomas Perkins/DT; grandma © maliketh/IS; sisters © barsik/IS; grandpa © Lisa F. Young/SS; man © Jennifer Walz/DT; sisters © ROMAOSLO/IS; grandpa © vossphotography/IS; couple © Andresr/SS; grandma © diane critelli/SS; boys © Kurhan/SS; AB16 cat © tatianalebedeva/IS; fish © Isselee/DT; bird © Dreamstime/DT; mouse © Isselee/DT; turtle © Brandon Tucker/DT; pug dog © Dreamstime/DT; AB18 dog © Alan Dyck/DT; grey cat © Slonov/IS; turtle © GlobalP/IS; fish © Isselee/DT; bird © Smileyjoanne/IS; mouse © Emilia Stasiak/SS; AB19 Labrador © HKPNC/IS; pug dog © DT; white poodle © hayesphotography/IS; AB22 mouse © Isselee/DT; AB24 muffin © Piotr Kozikowski/DT; apple © Cecgodoy/DT; mango asatargirl © /DT; AB26 apple © Cecgodoy/DT; hot dog © Dreamstime/DT; cookie © Piotr Kozikowski/DT; glass of water © Gerald Bernard/SS; milk © ampFotoStudio/SS; orange © Dreamstime/DT; AB27 muffin © Dreamstime/DT; juice bottle © peepo/IS; banana © Sidasa2/DT; mango © astargirl/DT; AB29 apple © Cecgodoy/DT; sandwich © Robert Milek/DT; water bottles © magnetcreative/IS; mango © astargirl/DT; orange © Dreamstime/DT; AB30 bathroom © Maliketh/IS; kitchen © YvanDube/IS; dining room © Colleen Coombe/DT; bedroom © vicnt/IS; lounge room © Joseph Gough/DT; balcony © Mikhail Nekrasov/DT; AB32 bunk beds © Paha_L/IS; lounge room © Sebastian Czapnik/DT; dining room © Colleen Coombe/DT; bathroom © Maliketh/IS; kitchen © P_Wei/IS; balcony © Tammy616/IS; AB33 bathroom © Piotr Antonow/DT; bunk beds © Losevsky Pavel/SS; dining room © Stephen Coburn/DT; lounge room © Joseph Gough/DT; AB36 balls © Carlos Caetano/SS; dinosaurs © Elena Ray/SS; cars © SS; trains © clearviewstock/SS; dolls © sharambrosia/IS; plastic animals © DT; AB39 dinosaurs © Elena Ray/SS; cars © Peter Albrektsen/SS; train © clearviewstock/SS; dolls © Maarten Van Der Kroft /DT; robots © charles taylor/SS; AB44 boy climbing ladder © slobo/IS; clockfaces © iStockphotos/IS; alarm clock © DT; girl with backpack © Jarenwicklund/DT; AB46 clockfaces © iStockphotos/IS; kids in school yard © Dreamstime/DT; kids in class ©Tatiana Belova/DT; boy in bed © Gordana Sermek/SS; AB50 happy birthday sign © Agau/DT; party hat © ScrappinStacy/IS; party © Bryngelzon/IS; cake © Jiri Vaclavek/DT; balloon © pixelmaniak/IS; present © kutaytanir/IS; AB52 present © Daniel Hughes/DT; birthday cake © Jiri Vaclavek/DT; balloon © pixelmaniak/IS; AB56 girl with umbrella © messenjah/IS; fog © 1236997115/SS; storm clouds © Alain Lacroix/DT; beach © Dmitry Rukhlenko/SS; palm trees © fstockfoto/DT; kid in snow © colleenbradley/IS; AB58 beach © Dmitry Rukhlenko/SS; palm trees © Jeff R. Clow/SS; rain © Maxim Kazitov/SS; snow on cars © Renata Osin'ska/DT; AB59 man in rain © Lars Christensen/SS; snow on trees © Photos.com; sunny field © Niserin/DT; palm trees © SS; AB61 kids jumping © Jacek Chabraszewski/DT; kid with umbrella © Jason Vanderhay/SS; houses with snow © JakezC/IS; sunny field © Niserin/DT.

Contents



STUDENT BOOK

Unit 1	Welcome to Starship English!	4
	This is my family..	10
	Phonics: Short a; Long a	16
Unit 2	Is she happy?	24
	Review	30
	Learn more	32
	Phonics: Short e; Long e	34
Unit 3	I want juice, please..	42
	Where's your bedroom?	48
	Phonics: Short i; Long i	54
Unit 4	How many robots do you have?	62
	Review	68
	Learn more	70
	Phonics: Short o; Long o	72
Unit 5	What time is it, please?	80
	Birthday party!	86
	Phonics: Short u; Long u	92
Unit 6	What's your favorite season?	100
	Review	106
	About me	108
	Phonics Review: Short and Long Vowels	110
Word list	121
Scope and Sequence	122

ACTIVITY BOOK

Unit 1	Welcome to Starship English!	AB4
	This is my family..	AB10
Unit 2	Is she happy?	AB16
	Review	AB22
	Learn more	AB23
Unit 3	I want juice, please..	AB24
	Where's your bedroom?	AB30
Unit 4	How many robots do you have?	AB36
	Review	AB42
	Learn more	AB43
Unit 5	What time is it, please?	AB44
	Birthday party!	AB50
Unit 6	What's your favorite season?	AB56
	Review	AB62
	About me	AB63
Word list	AB64
Well Done! Certificate	AB65



Unit

Welcome to Starship English!

1

Look, listen, and talk

Track
1

Hello. My name's Star.
What's your name?

How do you spell Tessa?

T-e-s-s-a.

My name's Tessa.

Hi. My name's Dan.


Hi. My name's Star.
Her name's Stella.

What's his name?

What's her name?

His name's Tom.

Her name's Emma.



7. Aa Bb Cc Dd Ee Ff Gg Hh Ii Jj Kk Ll Mm
Nn Oo Pp Qq Rr Ss Tt Uu Vv Ww Xx Yy Zz

Talk.

Hello. My name's ____.

How do you spell ____?



Sing

Track
3



Hello, hello, hi, hi, hi.
Hello, hello, hi, hi, hi.
My name's Star.
Her name's Stella.



Hello, hello, hi, hi, hi.
Hello, hello, hi, hi, hi.
My name's Tessa.
His name's Dan.

Hello, hello, hi, hi, hi.
Hello, hello, hi, hi, hi.
My name's Tom.
Her name's Emma.



Hello, hello, hi, hi, hi.
Hello, hello, hi, hi, hi.
What's your name?



Listen

A. Listen and choose. Track 4




1. My name's Dan.




2. My name's Emma.

3. His name's Tom.

4. Her name's Tessa.



B. Listen and check a or b. Track 5



C. Listen and say. Track 6

1. Hello. What's his name?

2. Hi. What's her name?

3. Good-bye.

4. His name's Dan.

5. Her name's Tessa.

Practice

A. Point and spell.



B. Read and say.

Hello. My name's Star.
S-t-a-r. Star.
Her name's Stella.
S-t-e-l-l-a. Stella.
What's your name?



C. Ask and answer.

Hi. My name's ____.
What's your name?

Hello.
My name's ____.




Play and learn

What's his name?

His name's Tom.

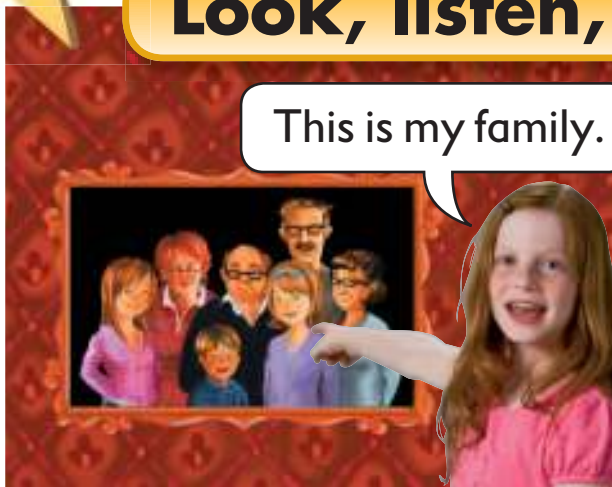
How do you spell Tom?

T-o-m.



This is my family.

Look, listen, and talk



This is my family.



Who's she?



She's my mother.

Who's he?



He's my grandpa.

Who are they?



They're my sisters.

This is my brother.



It's nice to meet you.

It's nice to meet you too.



Track
8



1. sisters



2. grandma

3. grandpa



4. mother

5. father



6. brother

7. brother



8. brothers



9. sister



10. sisters



Talk.

She's my sister.
Her name's ____.



He's my brother.
His name's ____.



Sing

Track
9

My family. My family.
This is my family.

This is my mother.
This is my father.

This is my brother.
This is my sister.






This is my grandpa.
This is my grandma.
This is my family.

My family. My family.
This is my family.



Listen

Track 10

a  b  c  d  e 

1
2
3
4
5

B. Listen and check a or b. Track 11

1	2	3	4
			
			

C. Listen and say. Track 12

1	2	3
		

Practice

A. Look and choose.



<input type="checkbox"/> 5 father	<input type="checkbox"/> mother	<input type="checkbox"/> brother
<input type="checkbox"/> sister	<input type="checkbox"/> grandma	<input type="checkbox"/> grandpa

B. Read and say.

This is my family.
 She's my grandma.
 He's my brother.
 They're my sisters.
 He's my father.



C. Ask and answer.

Who's he?

Who's she?

Who are they?

He's my ____.

She's my ____.

They're my ____.



Play and learn



Who's he?




He's my grandpa.



Short a

A. Look, listen, and say.



1. ant



2. apple




3. hand



4. lamp

B. Listen, write, and read.



1. It is an ant.


2. Here is the _____.

3. This is my _____.

4. Here is a _____.



C. Listen and circle words with the short a – the same sound as *hand*.



1. flag



2. snake



3. cat



4. stamp



5. jar



6. bag



D. Read the words that sound the same.

a + n

 an
 ran
 man
 fan

a + d

 ad
 had
 sad
 pad

a + p

 ap
 tap
 cap
 map

a + t

 at
 mat
 hat
 fat

E. Match the words that sound the same.

cap	—	lamp
fan		map
bag		can
stamp		pad
sad		flag

Long a

The **e** at the end of these words helps the letter **a** to say its name.

Wow!

a_e

A. Look, listen, and say.

P-CD
Track
4



1. **a**pe



2. **a**ke



3. **a**me



4. **a**te

B. Listen, fill in the letter e, and read.

P-CD

Track 5

1. tap e_____



2. fram_____



3. can_____



4. airplan_____



5. cran_____



6. gat_____



C. Listen and circle.

P-CD

Track 6

1

tap

tape

2

cane

can

3

Sam

same

4

mat

mate

D. Listen, write, and read.

P-CD

Track 7

1. This a big _____.

2. Here is my _____.

3. My _____ is Sam.

4. What is the _____ today?



Unit

1

Long a

The letters **ai** together make the “long a” sound in these words.

I see.

ai

A. Look, listen, and say.

P-CD

Track
8



1. **rain**



2. **mail**



3. **tail**



4. **paint**

B. Listen, fill in the letters **ai**, and read.

P-CD
Track
9

1. tr ____ n



2. s ____ l



3. r ____ l



4. n ____



5. sn ____ l



6. gr ____ ns



C. Listen and write the words.

P-CD
Track
10

1.

2.

3.

4.

5.

6.

D. Listen, write, and read.

P-CD
Track
11

1. Will it _____ today?

2. Here is the _____.

3. The cat has a _____.

4. I _____ pictures.



Unit

1

Long a


The letters **ay** together make the “long a” sound in these words.

That’s easy.

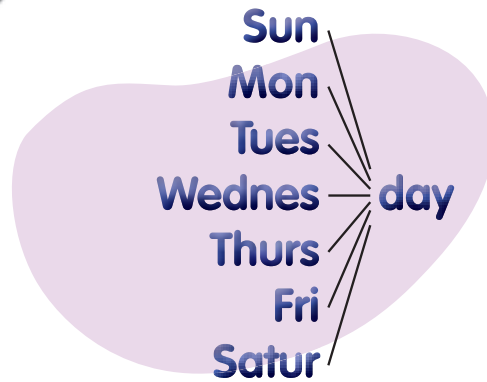
ay

A. Look, listen, and say.

P-CD
Track
12



1. **bay**



2. **day**



3. **play**



4. **subway**

B. Listen, fill in the letters ay, and read.

P-CD
Track
13

1. h _____



2. spr _____



3. r _____



4. tr _____



5. M _____



6. gr _____



C. Listen and circle.

P-CD
Track
14

1

tray

gray

2

bay

play

3

spray

tray

4

say

sad

5

bay

day

6

hay

hat

D. Listen, write, and read.

P-CD
Track
15

1. This is a _____.

2. What _____ is it?

3. We _____ the game.

4. This is the _____.



Unit

2

Is she happy?

Look, listen, and talk

Track
13

My pet's a mouse.
He's pretty.



Yes, he is.

Is your cat sad?



No, she isn't.

Is she happy?



Yes, she is.
She's happy.

Are your pets sad?




No, they aren't.

Are they happy?



Yes, they are.
They're happy!



1. big

2. small

3. pretty

4. thin

5. old

6. young

7. ugly

8. fat

9. happy

10. sad

11. a cat	12. a dog	13. a fish	14. a bird	15. a mouse	16. a turtle
					

Talk.

My pet's a ____.

....

Is your pet ____?



Sing

Track
15

My pet's a cat.
My pet's a cat.

Is your cat pretty?
Yes, she is. She's pretty.

Is your cat young?
Yes, she is. She's young.

Is your cat small?
Yes, she is. She's small.

Is your cat happy?
Yes, she is. She's happy.

My pet's a cat.
My pet's a cat.
She's pretty. She's young.
She's small. She's happy.
My pet's a cat.



Listen

A. Listen and choose.

Track 16







- 1
- 2
- 3
- 4




B. Listen and check a or b.

Track 17



C. Listen and say.

Track 18



Practice

A. Look and choose.



fat

small

ugly

thin

pretty

big

B. Read and say.



This is my pet.
My pet's a dog.
She's small.
She's happy.
Is your pet happy?



A. Ask and answer.

Is your pet ____?

Yes, ____ is. ____ ____.

Is your pet ____?

No, ____ isn't. ____ ____.




Play and learn



My pet's a cat.



Is your cat ugly?




No, she's pretty.



Review

A. Read and say.



B. Read again and match.

1. My pet's a bird.

2. My pet's a fish.

3. This is my grandma.
This is my grandpa.













a. They're happy.

b. He's small.

c. She's pretty.

C. Listen and check a or b

Track 19

1	2	3
a <input type="checkbox"/>	a <input type="checkbox"/>	a <input type="checkbox"/>
		
b <input type="checkbox"/>	b <input type="checkbox"/>	b <input type="checkbox"/>
		
4	5	6
a <input type="checkbox"/>	a <input type="checkbox"/>	a <input type="checkbox"/>
		
b <input type="checkbox"/>	b <input type="checkbox"/>	b <input type="checkbox"/>
		









My name's _____.
 She's my sister. Her name's _____.
 He's my brother. His name's _____.
 My pet's a _____.
 My pet's _____.



Learn more



A. Listen and say the numbers.



Track
20




0 zero 	1 one 	2 two 	3 three 	4 four 	5 five 
--	---	---	--	--	--

6 six 	7 seven 	8 eight 	9 nine 	10 ten 
--	--	--	--	---

One, two, three, four, five

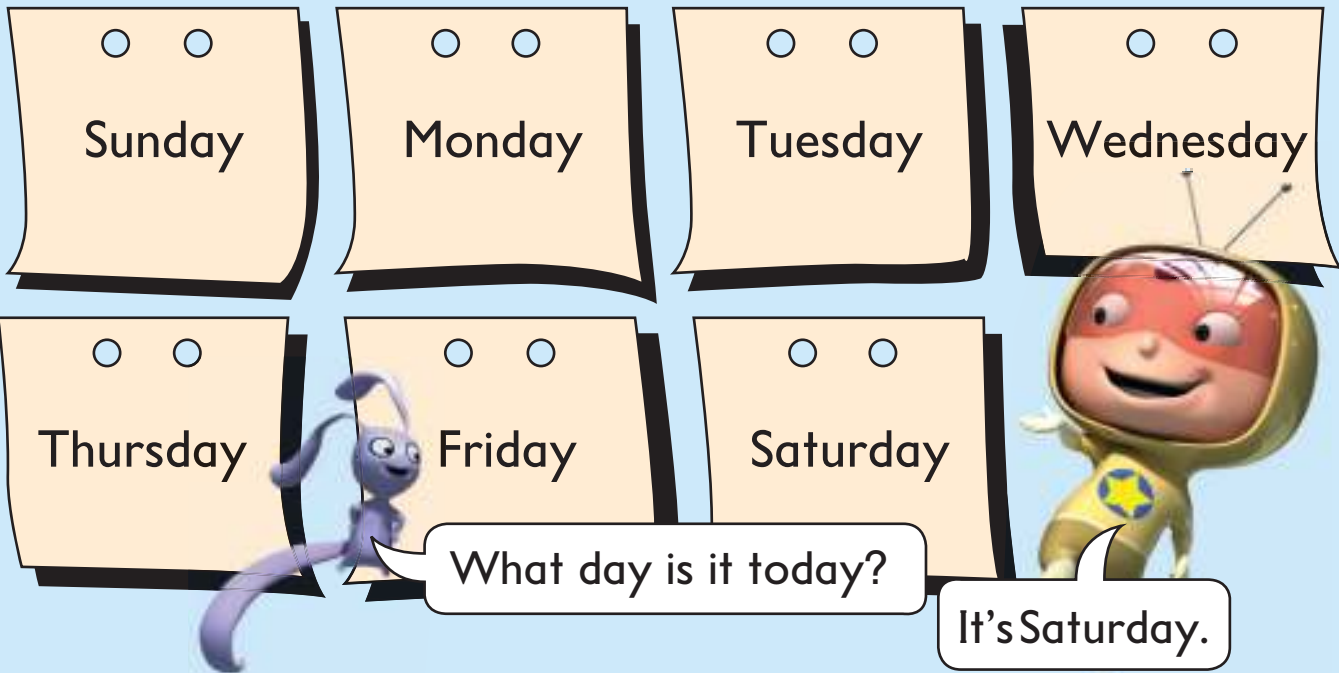


11 eleven 	12 twelve 	13 thirteen 	14 fourteen 	15 fifteen 
---	---	---	--	--

16 sixteen 	17 seventeen 	18 eighteen 	19 nineteen 	20 twenty 
--	--	---	--	---

B. Listen and say the days of the week

Track 21



C. Listen and say the times of the day.

Track 22



D. Listen, read, and say.

Track 23

It's eight o'clock in the morning.

It's four o'clock in the afternoon.


It's nine o'clock in the evening.




Short e

P-CD
Track
16

A. Look, listen, and say.



1. hen



2. eggs



3. bed



4. tent

P-CD
Track
17

B. Listen, write, and read.

1. I see a _____.

2. Here are the _____.

3. This is my _____.

4. Here is a _____.



C. Listen and circle words with the short e sound.

P-CD
Track
18

1. elephant



2. desk



3. key



4. pen



5. bell



6. zebra



D. Read the words that sound the same.

e + t



et

wet

pet

net

e + n



en

pen

hen

ten

e + d



ed

red

bed

fed

e + nd



end

send

bend

lend

E. Match the words that sound the same.

send

bell

net

bed

pen

tell

red

bend

ten

wet



Long e

The letters **ee** together make the “long e” sound in these words.

I see.


ee

A. Look, listen, and say.

P-CD
Track
19




1. **feet**



2. **green**




3. **bee**




4. **tree**


B. Listen, fill in the letters ee, and read.


P-CD
Track
20

1. ___ _ l 

2. j ___ _ p 

3. p ___ _ l 

4. s ___ _ d 

5. t ___ _ th 


6. b ___ _ tle 

C. Listen and circle.

P-CD
Track
21

1
seed
weed

2
feel
feet

2 
bee
beetle

3
three
tree

4
green
greed

4
jeep
keep

D. Listen, write, and read.

P-CD
Track
22

1. I have two _____.

2. This is _____ paint.

3. I see a _____.

4. This is a _____.



Unit

2

Long e

The letters **ea** together make the “long e” sound in these words.

That’s easy.

ea

A. Look, listen, and say.

P-CD

Track
23



1. **beans**



2. **team**



3. **meat**



4. **read**

B. Listen, fill in the letters **ea**, and read.

P-CD

Track
24

1. l ____ f



2. p ____ nut



3. b ____ ds



4. s ____



5. s ____ l



6. p ____ s



C. Listen and write the words.

P-CD

Track
25

1.

2.

3.

4.

5.

6.

D. Listen, write, and read.

P-CD

Track
26

1. These are green _____.

2. This is my _____.

3. The lion eats _____.

4. I can _____ books.



Unit

2

Long e

The letters **ey** or **y** at the end of these words make the “long e” sound.



ey / y

Wow!



A. Look, listen, and say.

P-CD

Track
27



1. monkey



2. money



3. happy




4. candy

B. Listen, fill in the letters **ey or **y**, and read.**


1. k_____ 

2. wind_____ 

3. sunn_____ 

4. cloud_____ 

5. rain_____ 

6. hon_____ 

C. Listen and circle.

1
today
cloudy

2
rainy
gray

3
sunny
money

4
monkey
money

5
happy
hay

6
cane
candy

D. Listen, write, and read.

1. This is a _____.

2. Here is the _____.

3. She is _____.

4. I want _____, please.



I want juice, please.

Look, listen, and talk

Hi, Emma.
What do you want?

I want juice, please.




Tessa, do you want juice?

No, thanks.
I want water, please.



Tom, do you want a banana?

Yes, please.

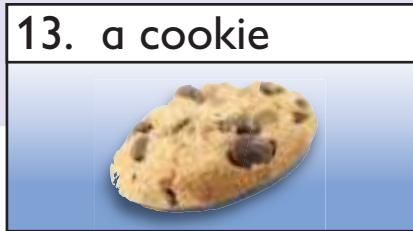
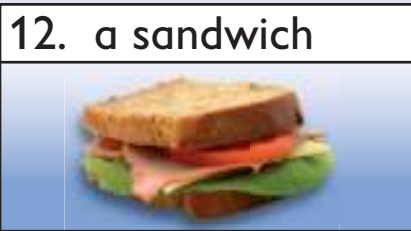


Star, do you want a banana?

No, thanks.
I want an apple, please.



Track
25



Talk.

Do you want ...?



No, thanks.
I want ..., please.



Sing

Track
26

What do you want?
What do you want?

Do you want water?
No, thanks. No, thanks.
Do you want milk?
No, thanks. No, thanks.
Do you want soda pop?
No, thanks. No, thanks.
I want juice.
I want juice, please.
I want juice.

Do you want an apple?
No, thanks. No, thanks.
Do you want an orange?
No, thanks. No, thanks.
Do you want a banana?
No, thanks. No, thanks.
I want a mango.
I want a mango, please.
I want a mango.



Listen

A. Listen and choose.

Track 27

a



b



1

2

3

4

5

d



c



e



B. Listen and check a or b.

Track 28

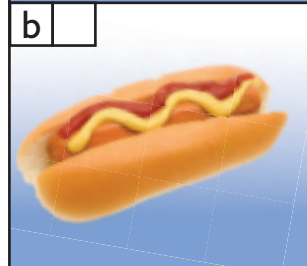

1





2



3



4



C. Listen and say.

Track 29


1



2



3



Practice

A. Look and choose.



an apple

a muffin

juice

an orange

a sandwich

milk

B. Read and say.



Hello. I want milk, please.
 I want a sandwich, please.
 I want a donut, please.
 I want an apple, please.
 What do you want?



C. Ask and answer.

What do you want?

I want..., please.









Play and learn

Do you want a cookie?



No, thanks.
I want an apple, please.



Unit

3

Where's your bedroom?

Look, listen, and talk

Track
30

This is the dining room.
It's next to the balcony.



Where's your bedroom?

It's between the kitchen
and the bathroom.

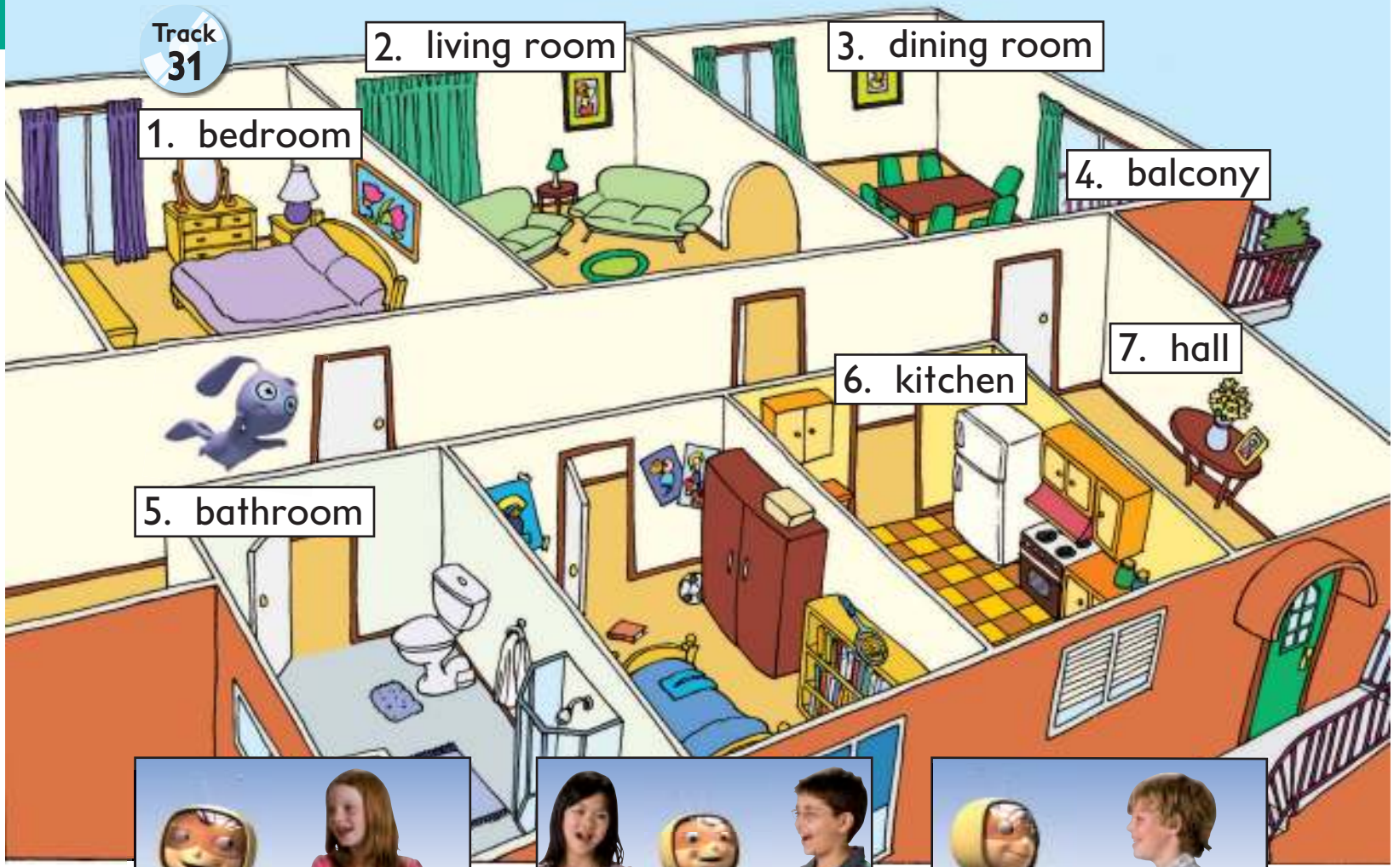


Where's the living room?

It's opposite the kitchen.
Here it is!



Track
31



1. bedroom

2. living room


3. dining room

4. balcony


5. bathroom

6. kitchen

7. hall



8. next to



9. between



10. opposite

Talk.

Where's the bedroom?

Where's the bathroom?

Where's the living room?

It's next to the

It's opposite the

It's between the ...
and the

Sing

Track
32


Where's the kitchen?
It's next to the dining room.

Where's the dining room?
It's next to the living room.

Where's the living room?
It's next to the bedroom.

Where's the bedroom?
It's next to the bathroom.

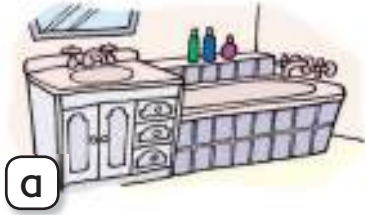
Where's the bathroom?
It's next to the kitchen.
Here it is!
Here it is!
Here it is!



Listen

A. Listen and choose.

Track 33



a



b

1

2

3

4

5

d



c



e



B. Listen and check a or b.

Track 34

1



b

2



b

3



b

4



b

C. Listen and say.

Track 35

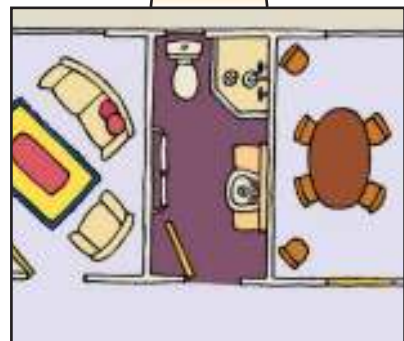
1



2



3



Practice

A. Look and choose.



<input checked="" type="checkbox"/> 4 balcony	<input type="checkbox"/> bathroom	<input type="checkbox"/> living room
<input type="checkbox"/> bedroom	<input type="checkbox"/> kitchen	<input type="checkbox"/> dining room

B. Read and say.

Hi. This is my bedroom.
 It's between the living room
 and the kitchen.
 It's opposite the bathroom.
 Where's your bedroom?



C. Ask and answer.

Where's your
 bedroom?



It's

Play and learn

Where's the living room?

It's next to the kitchen.



Short i

A. Look, listen, and say.

P-CD

Track


31



1. milk



2. ring



3. swim



4. insect

B. Listen, write, and read.

P-CD

Track

32

1. I like _____.

2. This _____ is very pretty.

3. I can _____.

4. Here is an _____.



C. Listen and circle words with the short i sound.

P-CD
Track
33

1. pin



2. five




3. tin



4. ink



5. stripes



6. crib



D. Read the words that sound the same.


i + g
↗
ig
big
fig
dig

i + t
↗
it
fit
sit
kit

i + n
↗
in
pin
fin
bin

i + nk
↗
ink
pink
sink
wink

E. Match the words that sound the same.

fit	sink	
pink	kit	
big	fin	
pin	bring	
ring	dig	

Long i

The **e** at the end of these words helps the letter **i** to say its name.

Just like **e** helps **a**.


A. Look, listen, and say.

P-CD

Track
34



1. **bike**



2. **stripes**



3. **kite**



4. **slide**

B. Listen, fill in the letter e, and read.

P-CD

Track 35

1. lim_____



2. rid_____



3. fiv_____



4. tim_____



5. ric_____



6. nin_____



C. Listen and circle.

P-CD

Track 36

1

rice

ice

2

side

ride

3

lime

time

4

hike

bike

5

nine

mine

6

ripe

stripe

D. Listen, write, and read.

P-CD

Track 37

1. This is my _____.

2. The mat has _____.

3. I like to fly my _____.

4. I play on the _____.



Long i


The letters **igh** together make the “long i” sound in these words.

I see.

igh

A. Look, listen, and say.

P-CD
Track
38



1. **high**



2. **night**



3. **light**



4. **right**

B. Listen, fill in the letters **igh**, and read.

P-CD
Track
39

1. l _ _ _ t 2. h _ _ _ 3. r _ _ _ t
4. n _ _ _ t 5. s _ _ _ t 6. t _ _ _ t
7. m _ _ _ t 8. s _ _ _ 9. br _ _ _ t

C. Listen and write the words.

P-CD
Track
40

1. _____
2. _____
3. _____
4. _____
5. _____
6. _____

D. Listen, write, and read.

P-CD
Track
41

1. He can jump _____.
2. I can see stars at _____.
3. Here is the _____.
4. This is left and that is _____.



Long i

The letters **ie** or **y** in these words make the “long i” sound.

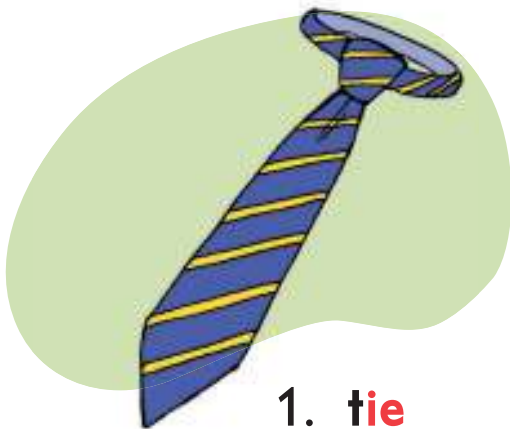
ie / y

Wow!

A. Look, listen, and say.

P-CD

Track
42




1. **tie**



2. **pie**



3. **July**



4. **sky**

B. Listen, fill in the letters **ie** or **y**, and read.

P-CD
Track
43

1. t_____

2. sk_____

3. p_____

4. Jul_____

5. cr_____

6. cr_____d

7. bu_____

8. tr_____s

9. fl_____

C. Listen and circle.

P-CD
Track
44

1

dried
cried

2

fly
July

3

buy
my

4

tie
pie

5

tries
pies

6

sky
cry

D. Listen, write, and read.

P-CD
Track
45

1. My dad's _____ has stripes.

2. I like apple _____.

3. My birthday is in _____.

4. The _____ is blue today.



Unit

4

How many robots do you have?

Look, listen, and talk

Track
36

How many robots do you have?

What color is it?

One.

It's red.

How many dinosaurs do you have?

What color are they?

Seven.

They're green and yellow.

How many dinosaurs does he have?

None!

Track
37

1. animals

2. cars

3. balls

4. dinosaurs

5. dolls

6. robots

7. trains

8. black



9. brown



10. green



11. pink




12. purple



13. red



14. white



15. orange



16. blue



17. yellow



Talk.

How many cars
do you have?

What color are they?

Three.

They're



Sing

Track
38



How many robots
do you have?
One, two, three.
What color are they?
They're purple.




How many animals
do you have?
One, two.
What color are they?
They're brown.



How many cars
do you have?
One.
What color is it?
It's green.

How many dinosaurs
do you have?
None!



Listen

A. Listen and choose.

Track 39

a



b



1

2

3

4

5

c



d



e



B. Listen and check a or b.

Track 40

1

a

b

2

a

b

3

a

b

4


a

b


C. Listen and say.

Track 41

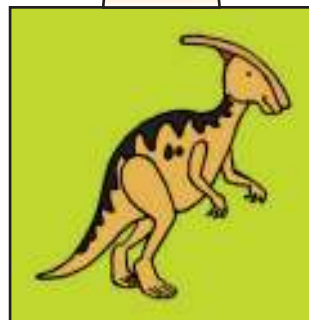
1




2



3

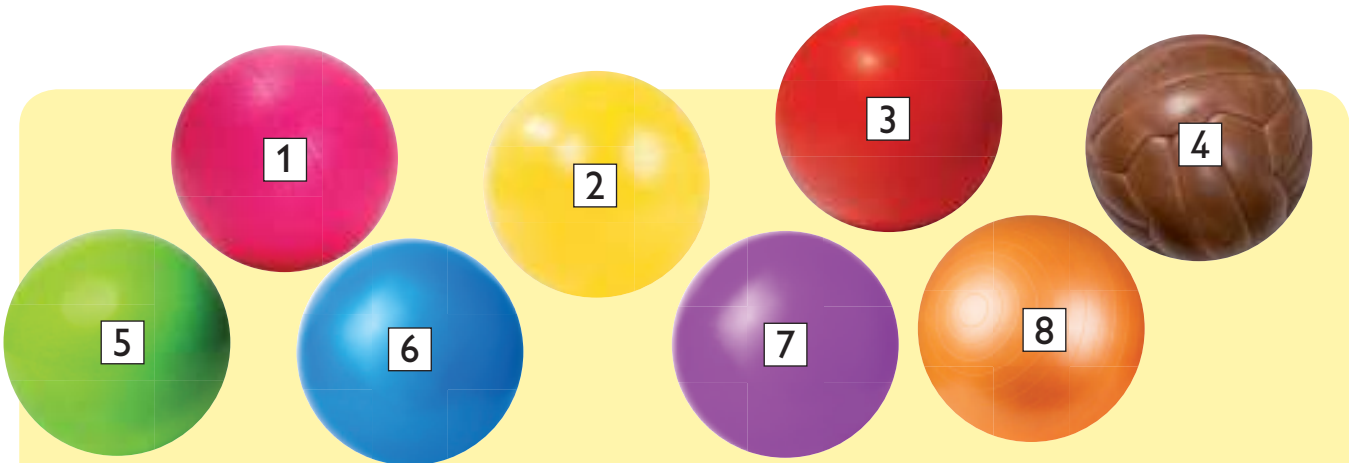


4



Practice

A. Look and choose.



<input type="checkbox"/> 1 pink	<input type="checkbox"/> blue	<input type="checkbox"/> brown	<input type="checkbox"/> red
<input type="checkbox"/> green	<input type="checkbox"/> orange	<input type="checkbox"/> yellow	<input type="checkbox"/> purple

B. Read and say.



This is my robot.
It's yellow and black.
How many robots do you have?
What color are they?



C. Ask and answer.

How many ____
do you have?

What color
are they?



_____.

They're ____
and ____.

Play and learn



How many cars do you have?

Seven.

What color are they?

They're red and black.

Review

A. Read and say.



B. Read again and match.



They're red and black.



Where's the kitchen?



What do you want?

I want milk, please.




C. Listen and check a or b.


Track 42

1

a




b




2

a





b





3

a







b







4

a






b

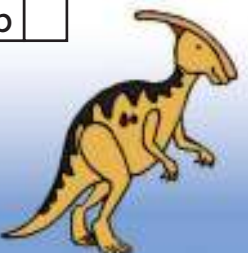




5

a




b




6

a



b




Where's your bedroom?
 Where's the kitchen?
 How many animals do you have?
 What color are they?

Learn more



A. Listen and say the numbers.

Track
43

20
twenty



21
twenty-one



22
twenty-two



23
twenty-three



24
twenty-four



25
twenty-five



26
twenty-six



27
twenty-seven



28
twenty-eight



29
twenty-nine



30
thirty



31
thirty-one



40 forty



50 fifty



60 sixty



70 seventy



80 eighty



90 ninety



100 one hundred



B. Listen and say the numbers.

Track
44



1st	first	17th	seventeenth
2nd	second	18th	eighteenth
3rd	third	19th	nineteenth
4th	fourth	20th	twentieth
5th	fifth	21st	twenty-first
6th	sixth	22nd	twenty-second
7th	seventh	23rd	twenty-third
8th	eighth	24th	twenty-fourth
9th	ninth	25th	twenty-fifth
10th	tenth	26th	twenty-sixth
11th	eleventh	27th	twenty-seventh
12th	twelfth	28th	twenty-eighth
13th	thirteenth	29th	twenty-ninth
14th	fourteenth	30th	thirtieth
15th	fifteenth	31st	thirty-first
16th	sixteenth		

Short o

A. Look, listen, and say.

P-CD

Track

46



1. dog



2. doll



3. fox



4. socks

B. Listen, write, and read.

P-CD

Track

47

1. Here is my _____.

2. This is her _____.

3. The _____ is brown.

4. These are my _____.



C. Listen and circle words with the short o sound.

P-CD
Track
48

1. box



2. dots



3. mop



4. potato



5. log



6. hose



D. Read the words that sound the same.

o + d



od

cod

rod

nod

o + p



op

hop

top

mop

o + t



ot

cot

hot

pot

o + ck



ock

lock

sock

rock

E. Match the words that sound the same.

mop

rock

cod

hot

box

cot

fox

lock

top

rod



Unit

4

Long o

The **e** at the end of these words helps the letter **o** to say its name.

Oh!

o _ e / oe

A. Look, listen, and say.


P-CD

Track

49



1. nose



2. smoke



3. robe



4. bone

B. Listen, fill in the letter e, and read.

P-CD
Track
50

1. to_____ 

2. con_____ 

3. ros_____ 

4. rop_____ 

5. ho_____ 

6. hos_____ 

C. Listen and circle.

P-CD
Track
51

1

cone
bone

2

hose
pose

3

robe
rope

4

hoe
toe

5

rose
nose

6

smoke
choke

D. Listen, write, and read.

P-CD
Track
52

1. This is my _____.

2. I see _____.

3. My _____ is red and blue.

4. The dog has a big _____.



Unit

4

Long o

The letters **oa** together make the “long o” sound in these words.

Okay.

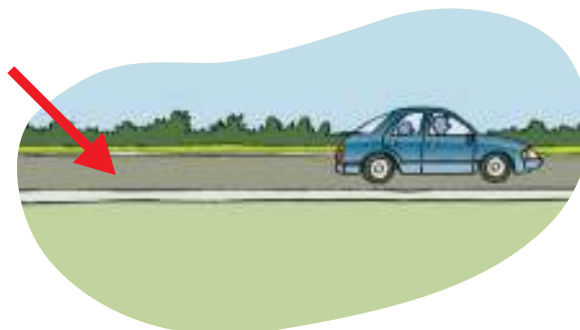
oa

A. Look, listen, and say.

P-CD
Track
53



1. **boat**



2. **road**



3. **float**



4. **goat**

B. Listen, fill in the letters **oa**, and read.

P-CD
Track
54

1. t ___ ___ st



2. c ___ ___ l



3. s ___ ___ p



4. t ___ ___ d



5. ___ ___ ts



6. c ___ ___ t



C. Listen and write the words.

P-CD
Track
55

1.

2.

3.

4.

5.

6.

D. Listen, write, and read.

P-CD
Track
56

1. I play with my _____.

2. The car is on the _____.

3. I _____ on my back.

4. This _____ is brown.



Unit

4

Long o

The letters **ow** together make the “long o” sound in these words.

I see.

ow

A. Look, listen, and say.

P-CD
Track
57



1. **elbow**



2. **snow**



3. **rainbow**



4. **shadow**

B. Listen, fill in the letters **ow, and read.**


P-CD

Track
58

1. b ____



2. yell ____



3. pill ____



4. arr ____



5. cr ____



6. bl ____



C. Listen and circle.

P-CD

Track
59

1

blow

crow

2

yellow

pillow

3

elbow

arrow

4

rainbow

shadow

5

bow

mow

6

snow

flow

D. Listen, write, and read.

P-CD

Track
60

1. This is my _____.

2. The _____ is on the trees.

3. The _____ is in the sky.

4. She can see her _____.



Unit

5

What time is it, please?

Look, listen, and talk

Track
45

What time is it, please?



It's seven o'clock.
It's time for breakfast.

What time is it, please?



It's eight o'clock.
It's time for school.

What time is it, please?



It's ten fifteen.
It's time for recess.



What time is it, please?



It's twelve thirty.
It's time for lunch.

What time is it, please?



It's six forty-five.
It's time for dinner.



What time is it, please?

It's seven fifteen.
It's time for homework.

Track
46



What time is it, please?

It's nine o'clock.
It's time for bed.

1. one o'clock		
2. one fifteen		
3. one thirty		
4. one forty-five		

Talk.

What time is it, please?



It's _____.
It's time for _____.



Sing

Track
47



What time is it, please?
It's seven o'clock.
Thanks. It's time for breakfast.




What time is it, please?
It's ten fifteen.
Thanks. It's time for recess.



What time is it, please?
It's twelve thirty.
Thanks. It's time for lunch.



What time is it, please?
It's six forty-five.
Thanks. It's time for dinner.




What time is it, please?
It's nine o'clock. It's time for bed.
It's nine o'clock. It's time for bed.

Listen

A. Listen and choose.

Track 48





- 1
- 2
- 3
- 4
- 5



B. Listen and check a or b.

Track 49




C. Listen and say.

Track 50



Practice

A. Look and choose.



four o'clock

four forty-five

four thirty

four fifteen

B. Read and say.



- 7:00 It's time for breakfast.
- 8:00 It's time for school.
- 12:30 It's time for lunch.
- 6:15 It's time for dinner.
- 9:00 It's time for bed.



C. Ask and answer.

What time is it, please?

It's

Thanks. It's time for ____.



Play and learn

What time is it, please?



It's six fifteen.
It's time for dinner.



1



2

6:15



3

8:30



4



5



6

8:00



Unit

5

Birthday party!

Look, listen, and talk

Track
51

When's your birthday?

It's September 16th.
It's my birthday today.

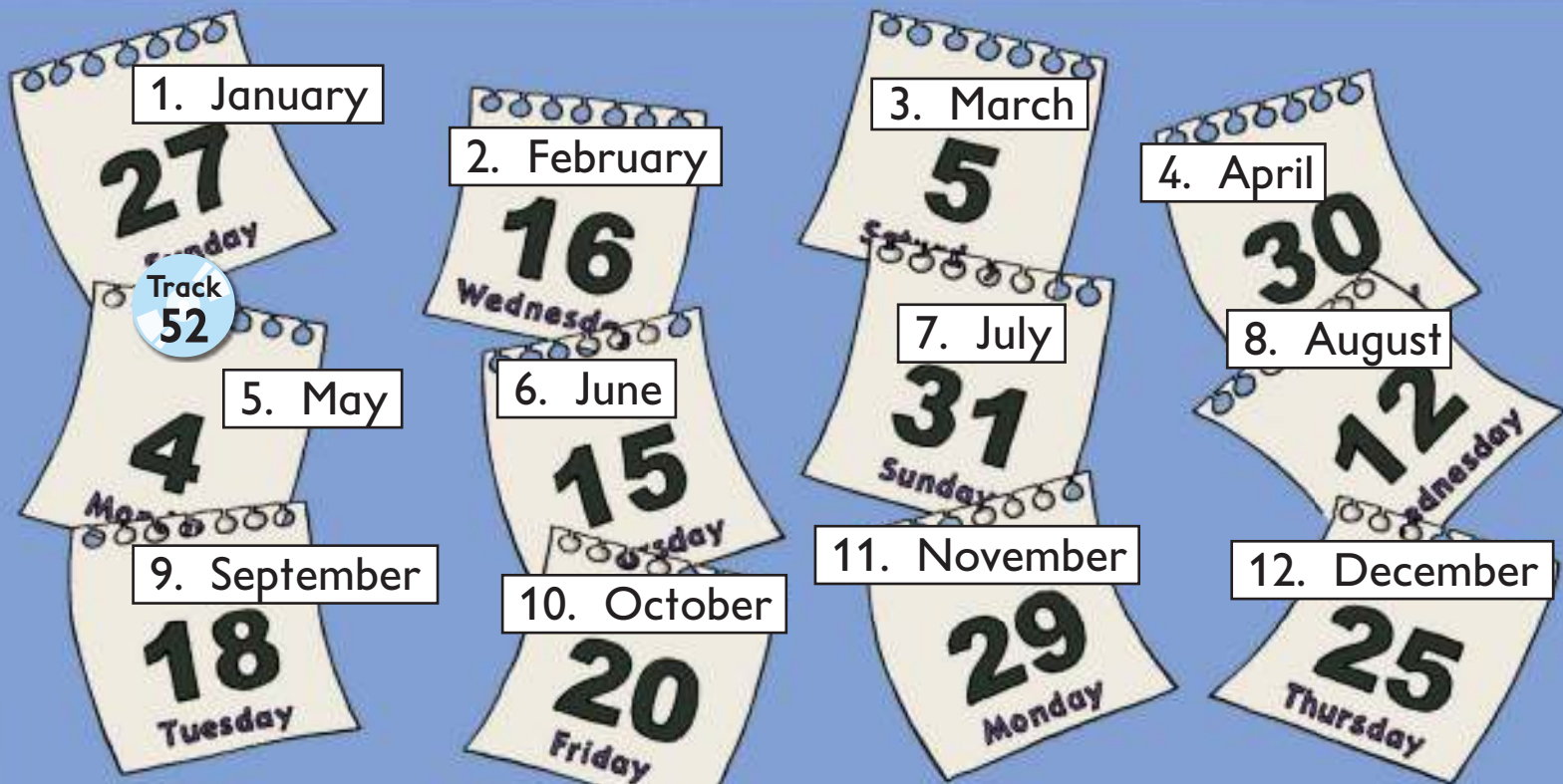
How old are you?

I'm eight.

Happy birthday!
Here's a birthday present.

Thank you.

You're welcome.



1. January

2. February

3. March

4. April

Track
52

5. May

6. June

7. July

8. August

9. September

10. October

11. November

12. December

13. a balloon



14. a birthday party



15. a birthday cake



16. a birthday card



17. a party hat



18. a birthday present



Talk.

How old are you?

When's your birthday?



I'm ____.

It's ____.



Sing

Track
53

How old are you?

I'm six.

When's your birthday?

January, February, March.

It's March 21st.



How old are you?

I'm seven.

When's your birthday?

April, May, June.

It's June 22nd.



How old are you?

I'm eight.

When's your birthday?

July, August, September.

It's September 23rd.



How old are you?

I'm nine.

When's your birthday?

October, November, December.

It's December 24th.



Listen

A. Listen and choose.

Track 54



a



b



c

1. January 31st

2. February 22nd

3. October 2nd

4. August 13th

5. November 3rd



d



e

B. Listen and check a or b.

Track 55

1

a

March
31st

b

March
21st

2

a

March
23rd

b

March
3rd

3

a

March
11th

b

March
10th

4

a

March
2nd

b

March
22nd

C. Listen and say.

Track 56



Practice

A. Look and choose.



- 3 Happy birthday! Here's a birthday card.
- Happy birthday! Here's a birthday cake.
- Happy birthday! Here's a birthday present.

B. Read and say.



It's April 19th.
It's my birthday today.
I'm eight.
This is my birthday
cake.

C. Ask and answer.

When's your
birthday?

Here's a



It's ____ ____.

Thank you.

Play and learn



When's his birthday?

How old is he?



It's April 10th.

He's six.

1

2

1	2	3	4	5	6	7
8	9	10	11	12	13	14
15	16	17	18	19	20	21
22	23	24	25	26	27	28
29	30					

3

1	2	3	4	5	6	7
8	9	10	11	12	13	14
15	16	17	18	19	20	21
22	23	24	25	26	27	28
29	30					

4

5

1	2	3	4	5	6	7
8	9	10	11	12	13	14
15	16	17	18	19	20	21
22	23	24	25	26	27	28
29	30	31				

6

Short u

A. Look, listen, and say.

P-CD

Track

61



1. run



2. drum



3. duck



4. jump

B. Listen, write, and read.

P-CD

Track

62

1. I like to _____.

2. This is a _____.

3. The _____ is yellow.

4. I can _____.



C. Listen and circle words with the short u sound.

P-CD
Track
63

1. slug



2. June



3. bus



4. flute



5. mug



6. truck



D. Read the words that sound the same.

u + t
↗
ut

nut
hut
cut

u + g
↗
ug

jug
mug
slug

u + n
↗
un

run
sun
fun

u + mp
↗
ump

jump
lump
bump

E. Match the words that sound the same.

jug	run	
nut	truck	
bump	mug	
sun	cut	
duck	lump	

Long u

The **e** at the end of these words helps the letter **u** to make a “long u” sound.

Wow!

u_e

A. Look, listen, and say.

P-CD


Track
64



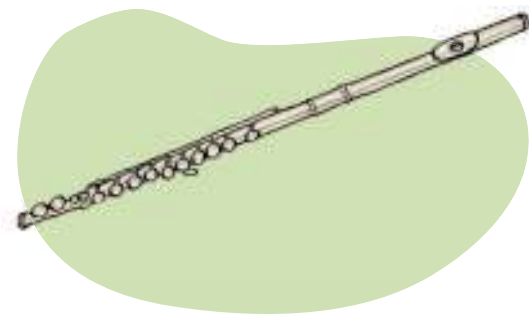
1. **cute**



2. **cube**



3. **June**



4. **flute**

B. Listen, fill in the letter e, and read.

P-CD
Track
65

1. mul_____



2. dun_____



3. prun_____



4. fus_____



5. tub_____



6. bugl_____



C. Listen and circle.

P-CD
Track
66

1

use

fuse

2

tune

dune

3

tube

cube

4

cute

flute

5

rule

mule

6

prune

June

D. Listen, write, and read.

P-CD
Track
67

1. My lizard is _____.

2. This is an ice _____.

3. My birthday is _____ 19th.

4. I play the _____.



Long u

The letters **ue** together make a “long u” sound in these words.

Okay.

ue


A. Look, listen, and say.

P-CD

Track
68



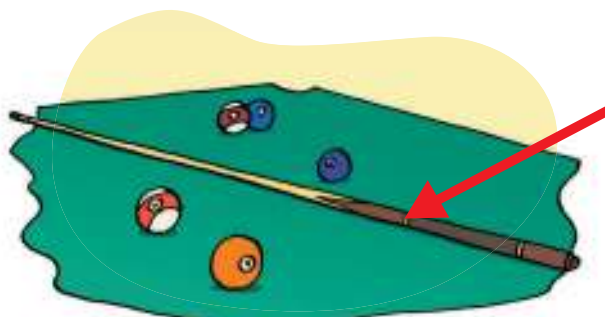
1. **glue**



2. **blue**



3. **tissue**



4. **cue**

B. Listen, fill in the letters **ue**, and read.

P-CD

Track

69

1. gl____
2. bl____
3. tiss____
4. c____
5. tr____
6. resc____
7. h____
8. cl____
9. aven____

C. Listen and write the words.

P-CD

Track

70

1. _____
2. _____
3. _____
4. _____
5. _____
6. _____

D. Listen, write, and read.

P-CD

Track

71

1. Here is my _____.
2. This paint is _____.
3. Here is the _____ box.
4. This is a _____.



Long u

The letters **ui** together make a “long u” sound in these words.

Yes.

ui

A. Look, listen, and say.

P-CD
Track
72



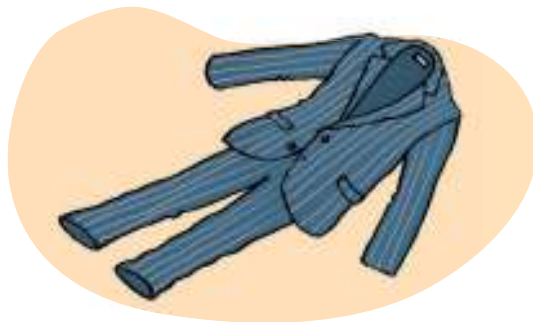
1. **fruit**



2. **juice**



3. **bruise**



4. **suit**

B. Listen, fill in the letters **ui**, and read.

P-CD

Track

73

1. s ___ t
2. fr ___ t
3. j ___ ce
4. br ___ se
5. j ___ cy
6. cr ___ se
7. fr ___ ty
8. wets ___ t
9. recr ___ t

C. Listen and write.

P-CD

Track

74

1. _____
2. _____
3. _____
4. _____
5. _____
6. _____

D. Listen, write, and read.

P-CD

Track

75

1. I like to eat _____.
2. I'll have _____, please.
3. I have a _____ on my arm.
4. My dad has a _____.



Unit

6

What's your favorite season?

Look, listen, and talk

Track
57

What's your favorite season?



My favorite season is winter.
I like ice-skating.

What's the weather like today?



It's cold and snowy.

Is it cold today?



No, it isn't.
It's warm and sunny today.



1. spring

Track
58



2. hiking



3. summer

4. swimming



5. fall

6. skateboarding



7. winter

8. ice-skating

9. sunny	10. cloudy	11. rainy	12. windy	13. foggy	14. snowy

15. hot	16. warm	17. cool	18. cold

Talk.

What's your favorite season?

My favorite season is ____.



What's the weather like today?
It's cool and foggy.
It's cool and foggy.
It's cool and foggy today.



What's the weather like today?
It's hot and sunny.
It's hot and sunny.
It's hot and sunny today.



What's the weather like today?
It's windy and cloudy.
It's windy and cloudy.
It's windy and cloudy today.



What's the weather like today?
It's cold and snowy.
It's cold and snowy.
It's cold and snowy today.



Listen

A. Listen and choose.

Track 60



1

2



3

4



B. Listen and check a or b.

Track 61



C. Listen and say.

Track 62



Practice

A. Look and choose.



2 cloudy

snowy

windy

cold

sunny

rainy

B. Read and say.



Is it cool and cloudy today?
 No, it isn't. It's warm and sunny.
 My favorite season is fall.
 I like skateboarding.
 What's your favorite season?

C. Ask and answer.

What's the weather like today?

It's



Play and learn



What's the weather like today?



It's cloudy and rainy.



sunny

cool and windy

warm and cloudy

cold and snowy

cloudy and rainy

foggy

Review

A. Read and say.



B. Read again and match.



Happy birthday!

It's warm and sunny.

It's time for school.

C. Listen and check a or b .

Track
63

1



2



3



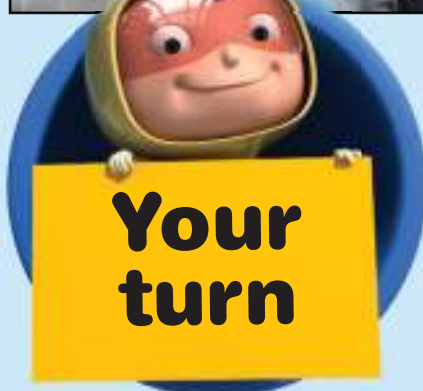
4



5



6



What time is it, please?
 How old are you?
 When's your birthday?
 What's your favorite season?

About me



Read, write, and draw.

Hello. My name's _____.

My birthday is _____.

I'm _____.

My favorite season is _____.



This is me.



This is my ____.
Her name's ____.



This is my ____.
His name's ____.



This is my pet.
It's a ____.

Phonics Review

A. Listen and circle.

P-CD
Track
76

1
frame
fat

2
tap
tail

3
hand
hay

4
pad
play

5
mat
mate

6
rain
ran

7
can
cane

8
play
airplane

9
sail
spray

B. Say and match.

a



1. cake

2. gray

3. stamp

4. train

b



c



d



C. Do the words sound the same?

Write **Yes** or **No**.



1	ran / man	_____
---	-----------	-------

2	grain / cane	_____
---	--------------	-------

3	tap / tape	_____
---	------------	-------

4	gray / day	_____
---	------------	-------

5	date / play	_____
---	-------------	-------

6	frame / paint	_____
---	---------------	-------

D. Write **ai**, **ay**, or **a_e** and read the words.

1. cr___n___

2. gr___n

3. tr___

4. sn___l

5. g___t___

6. t___p___

7. spr___

8. m___l

9. subw___

E. Read the story.

P-CD

Track

77

Playing a Game

Kate and Sam play a game.

Sam has a bat.

Kate has a ball and a cap.

Sam hits the ball with the bat.

Kate catches it in her cap.

Oh, no. I see rain.

No games today.



Phonics Review

A. Listen and circle.

P-CD
Track
78

1
feel
seal

2
sea
peas

3
happy
candy

4
team
meat

5
windy
sunny

6
seed
read

7
wet
pet

8
money
honey

9
lend
send

B. Say and match.

a



1. jeep

2. candy

3. desk

4. peanut

b



c



d



C. Fill in the word that sounds the same.

read meat sunny sea bend tree

1. feet _____
2. send _____
3. bead _____
4. monkey _____
5. three _____
6. pea _____

D. Write **ee**, **ea**, **ey**, or **y** and read the words.

1. gr _____ n
2. s _____ l
3. wind _____
4. l _____ f
5. t _____ th
6. hon _____
7. rain _____
8. t _____ m
9. b _____ tle

E. Read the story.

P-CD
Track
79

A Sunny Weekend

It is the **w**ee**k**end.

It is a sun**y** day.

We go to the **s**ea in a **j**ee**p**.

I **s**ee three **s**ea**s** in the **s**ea.

The **s**ea**s** want to play with me.

I am so happy! Yip**pe**e!



Phonics Review

A. Listen and circle.

P-CD

Track

80

1
right
night

2
tie
pie

3
lime
time

4
cry
try

5
rice
ice

6
fly
sky

7
dried
dry

8
kite
bike

9
high
sigh

B. Say and match.

a



1. crib

2. rice

3. light

4. pie

b



c



d



C. Fill in the word that sounds the same.

dried cry time slide right high

1. lime _____
2. tried _____
3. ride _____
4. night _____
5. sigh _____
6. try _____

D. Write **i_e**, **igh**, **ie**, or **y** and read the words.

1. t___m___
2. n___ ___ t
3. m___
4. t___ ___
5. f___v___
6. str___p___
7. dr___
8. p___ ___
9. l___ ___ t

E. Read the story.

P-CD
Track
81

Flying High

It is a windy day today.

Mike and I will fly our kites.

Mike has a red kite.

I like my pink kite.

Mike's kite flies high in the sky.

My kite flies higher.



Phonics Review

A. Listen and circle.

P-CD

Track

82

1
boat
float

2
bow
blow

3
hose
rose

4
toe
hoe

5
cone
bone

6
sock
rock

7
smoke
choke

8
pose
nose

9
toast
oats

B. Say and match.

a



1. socks

2. arrow

3. rope

4. coat


b



c



d



C. Fill in the word that sounds the same.

goat fox crow yellow rock rose

1. snow _____
2. nose _____
3. elbow _____
4. coat _____
5. lock _____
6. socks _____

D. Write **oa**, **ow**, or **o_e** and read the words.

1. g____t
2. c____n____
3. yell____
4. h____s____
5. bl____
6. fl____t
7. elb____
8. r____d
9. r____p____

E. Read the story.

P-CD
Track
83

At the Pond

It's **hot** today.
I can play with my **boat**.
It has a **rope**.
It **floats** on the **pond**.
I see a **shadow** on the **pond**.
It's a **toad** on a **log**!



Phonics Review

P-CD

Track
84

A. Listen and circle.

1
flute
cute

2
mug
jug

3
juice
juicy

4
true
clue

5
tube
cube

6
fruit
suit

7
prune
June

8
jump
drum

9
tune
dune

B. Say and match.

a



1. truck

2. cue

3. fruit

4. prune


b



c



d



C. Fill in the word that sounds the same.

truck suit cruise lump glue June

1. blue _____
2. tune _____
3. duck _____
4. fruit _____
5. bruise _____
6. bump _____

D. Write **u_e**, **ui**, or **ue** and read the words.

1. s____t
2. m____l____
3. tiss____
4. aven____
5. f____s____
6. fr____t
7. resc____
8. b____gl____
9. br____se

E. Read the story.

P-CD

Track
85

Making Music

Sue has a drum.

She has a flute and a bugle too.

Sue can play a tune on her flute.

She can play a tune on her bugle too.

But Sue likes to bang on her drum!



Notes

Write notes here.

Word list

A

a
afternoon
and
animals
apple
April
an
are
aren't
August

B

balcony
balloon
balls
banana
bathroom
bed
bedroom
between
big
bird
birthday
birthday cake
birthday card
birthday party
birthday present
black
blue
breakfast
brother
brothers
brown

C

cars
cat
cloudy
cold
color
cookie
cool

D

day
December
dining room
dinner
dinosaurs
do

does
dog
dolls
donut

E

eight
eighteen
eighteenth
eighth
eighty
eleven
eleventh
evening

F

fall
family
fat
father
favorite
February
fifteen
fifteenth
fifth
fifty
first
fish
five
foggy
for
forty
forty-five
four
fourteen
fourteenth
fourth
Friday

G

good-bye
grandma
grandpa
green

H

hall
hamburger
happy
have
he

hello
her
here
here's
he's
hi
hiking
his
homework
hot
hot dog
how

I

I
ice-skating
I'm
in
is
isn't
it
it's

J

January
juice
July
June

K

kitchen

L

like
living room
lunch

M

mango
many
March
May
meet
milk
Monday
morning
mother
mouse
muffin
my

N

name
name's
next to
nice
nine
nineteen
nineteenth
ninth
ninety
no
none
November

O

o'clock
October
old
one
one hundred
opposite
orange

P

party hat
pet
pet's
pets
pink
please
pretty
purple

R

rainy
recess
red
robots

S

sad
sandwich
Saturday
school
season
second
September
seven
seventeen
seventeenth

seventh
seventy
she
she's
skateboarding
sister
sisters
six
sixteen
sixteenth
sixth
sixty
small
snowy
soda pop
spell
spring
summer
Sunday
sunny
swimming

T

ten
tenth
thanks
thank you
the
they
they're
thin
third
thirteen
thirteenth
thirtieth
thirty
thirty-first
thirty-one
this
three
Thursday
time
to
today
too
trains
Tuesday
turtle
twelfth
twelve
twentieth
twenty

twenty-eight
twenty-eighth
twenty-fifth
twenty-first
twenty-five
twenty-four
twenty-fourth
twenty-nine
twenty-ninth
twenty-one
twenty-second
twenty-seven
twenty-seventh
twenty-six
twenty-sixth
twenty-third
twenty-three
twenty-two
two

U

ugly

W

want
warm
water
weather
Wednesday
welcome
what
what's
when's
where's
white
who
who's
windy
winter

Y

yellow
yes
you
young
your
you're

Z

zero

Scope and Sequence

Unit 1

Theme	Functions	Structure	Language Items	Vocabulary
Welcome to Starship English!				
Introductions Names Starship English kids	Greetings <ul style="list-style-type: none"> Introducing oneself and others Asking and telling someone's name 	<ul style="list-style-type: none"> Contracted forms of <i>BE</i>, present tense, statements and questions <i>Wh-</i> questions with <i>BE</i> (<i>What's</i>) Possessive adjectives: <i>my, your, his, her</i> 	Hi. Hello. What's his/her/your name? How do you spell ____? His/her/my name's ____. Good-bye.	Words hi, hello, my, name, name's, what's, his, her, your, good-bye, how, do, you, spell, letters of the alphabet
This is my family.				
Families	<ul style="list-style-type: none"> Greetings, formal introductions Introducing family members Asking about people 	<ul style="list-style-type: none"> <i>BE</i> statements (singular and plural) <i>Wh-</i> questions with <i>BE</i> (<i>Who's, Who are</i>) Subject pronouns: <i>she, he, they</i> Possessive adjectives and nouns 	This is my family. Who's he/she? Who are they? She's my mother. He's my grandpa. They're my sisters. This is my brother. It's nice to meet you. It's nice to meet you too.	Words sister(s), brother(s), mother, father, grandma, grandpa
Phonics				
Short a, Long a – a_e, Long a – ai, Long a – ay				

Unit 2

Theme	Functions	Structure	Language Items	Vocabulary
Is she happy?				
Characteristics and emotions	<ul style="list-style-type: none"> Describing characteristics and emotions (using pets) 	<ul style="list-style-type: none"> Statements and questions with <i>BE</i> (singular and plural) Predicate adjectives Affirmative and negative short answers (singular and plural) 	My pet's a mouse. He's pretty. Yes, he is. Is your cat/Are your pets sad? No, she isn't. No, they aren't. Is she/Are they happy? Yes, she is. She's happy. Yes, they are. They're happy.	Words big, small, pretty, ugly, thin, fat, young, old, happy, sad, bird, fish, cat, dog, mouse, turtle
Phonics				
Short e, Long e – ee, Long e – ea, Long e – ey/y				

Unit 3

Theme	Functions	Structure	Language Items	Vocabulary
I want juice, please.				
Kitchen and food	<ul style="list-style-type: none"> Asking about and expressing preferences Talking about different food 	<ul style="list-style-type: none"> Wh- questions with <i>do</i> Indefinite articles <i>a, an</i> 	What do you want? I want juice, please. ____, do you want juice/a banana? No, thanks, I want water/an apple, please. Yes, please.	Words a, an, water, milk, juice, soda pop, banana, orange, apple, cookie, mango, hamburger, muffin, sandwich, donut, hot dog, please, thanks
Where's your bedroom?				
Around the home	<ul style="list-style-type: none"> Asking about places Describing locations 	<ul style="list-style-type: none"> Wh- questions with <i>BE</i> (<i>Where's</i>) Prepositions of place Prepositional phrases 	This is the dining room. It's next to the balcony. Where's your bedroom/the living room? It's between the kitchen and the bathroom. It's opposite the kitchen.	Words kitchen, living room, bedroom, dining room, balcony, hall, bathroom, next to, between, opposite
Phonics				
Short i, Long i – i_e, Long i – igh, Long i – ie/y				

Unit 4

Theme	Functions	Structure	Language Items	Vocabulary
How many robots do you have?				
Toys	<ul style="list-style-type: none"> Asking about toys 	<ul style="list-style-type: none"> Questions with <i>how many</i> Questions about color 	How many robots/dinosaurs do you have? One/Seven. What color is it? It's red. What color are they? They're green and yellow. How many dinosaurs does he have? None!	Words balls, dolls, cars, trains, animals, robots, dinosaurs, black, blue, brown, green, pink, purple, red, white, orange, yellow, none
Phonics				
Short o, Long o – o_e/oe, Long o – oa, Long o – ow				

Unit 5

Theme	Functions	Structure	Language Items	Vocabulary
What time is it, please?				
Telling time	<ul style="list-style-type: none"> Asking and telling time Digital time Analog time 	<ul style="list-style-type: none"> Wh- questions (<i>What</i>) with <i>BE</i> Statements with <i>BE</i> 	What time is it, please? It's seven/eight/nine o'clock. It's time for breakfast/ school/ bed/ recess/ lunch/ dinner/ homework. It's ten fifteen/ twelve thirty/ six forty-five/ seven fifteen.	Words time, breakfast, lunch, dinner, o'clock, school, recess, homework, bed
Birthday party!				
Age and birthdays	<ul style="list-style-type: none"> Birthday greetings Asking and telling about age Identifying one's birthday 	<ul style="list-style-type: none"> Wh- questions (<i>how old, when</i>) with <i>BE</i> and short answers 	When's your birthday? It's September 16th. It's my birthday today. How old are you? I'm eight. Happy birthday! Here's a birthday present. Thank you. You're welcome.	Words months of the year, birthday party, card, present, cake, hat, balloon Expressions Happy birthday, Thank you, You're welcome
Phonics				
Short u, Long u – u_e, Long u – ue, Long u – ui				

Unit 6

Theme	Functions	Structure	Language Items	Vocabulary
What's your favorite season?				
Talking about weather and seasons	<ul style="list-style-type: none"> Asking and telling about the weather Identifying seasons Asking and telling about seasons and preferred activities 	<ul style="list-style-type: none"> Wh- questions (<i>What's</i>) with <i>BE</i> Statements with <i>BE</i> and Y/N questions. 	What's your favorite season? My favorite season is winter. I like ice-skating. What's the weather like today? It's cold and snowy. Is it cold today? No, it isn't. It's warm and sunny today.	Words favorite, season, weather, today, like, winter, spring, summer, fall, hiking, ice- skating, skateboarding, swimming, sunny, cloudy, rainy, windy, foggy, snowy, hot, cold, cool, warm
Phonics				
Review: Short and Long Vowels				

Starship English

Activity Book

Pre A1.2



ECUADOR EDITION

Dr. Ken Beatty




Welcome to Starship English!

Read and write

A. Read and match.

1	Hello.
2	What's
3	What's his
4	His name's
5	Her name's
6	How do you


a	your name?
b	Tom.
c	My name's Star.
d	Emma.
e	spell Tessa?
f	name?



B. Write the missing letters.



A <u>a</u>	__ b	C c	D __	E __	__ f	G g
__ h	I i	J __	K k	L l	M __	N n
O o	__ p	Q q	__ r	S s	T __	U u
V v	W __	X x	__ y	Z __		

C. Number the sentences.



My name's Star.


1 Hi. My name's Emma.
What's your name?



S-t-a-r.

How do you spell Star?

D. Write about Star and Emma.



1. His name's Star.

2. Her name's

E. Write about you.

What's your name?

My name's

Read and write again

A. Write the missing words. Read the chant.

Hi. ① My name's Star.

② . My name's Tom.

What's ③ name?

Her ④ Emma.

What's his name?

⑤ name's Dan.

Good-bye.

⑥ .

- ① My
- ② Hello
- ③ her
- ④ name's
- ⑤ His
- ⑥ Good-bye

B. Write and read.

1. Write the words. Circle the name.

Hello. What's your name?

My name's Tessa.

How do you spell Tessa?

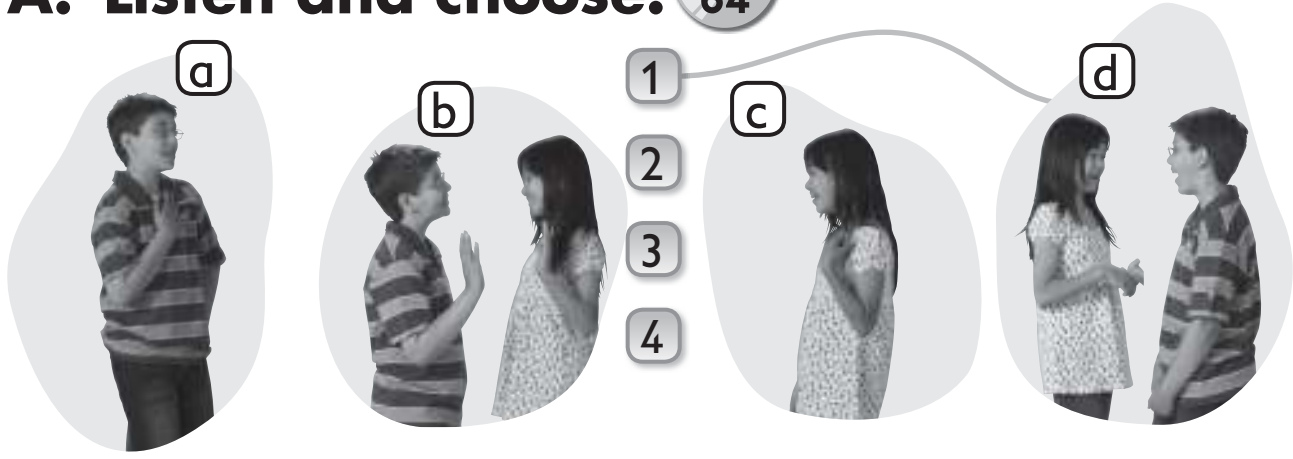
T - e - s - s - a .

2. Read again and say.

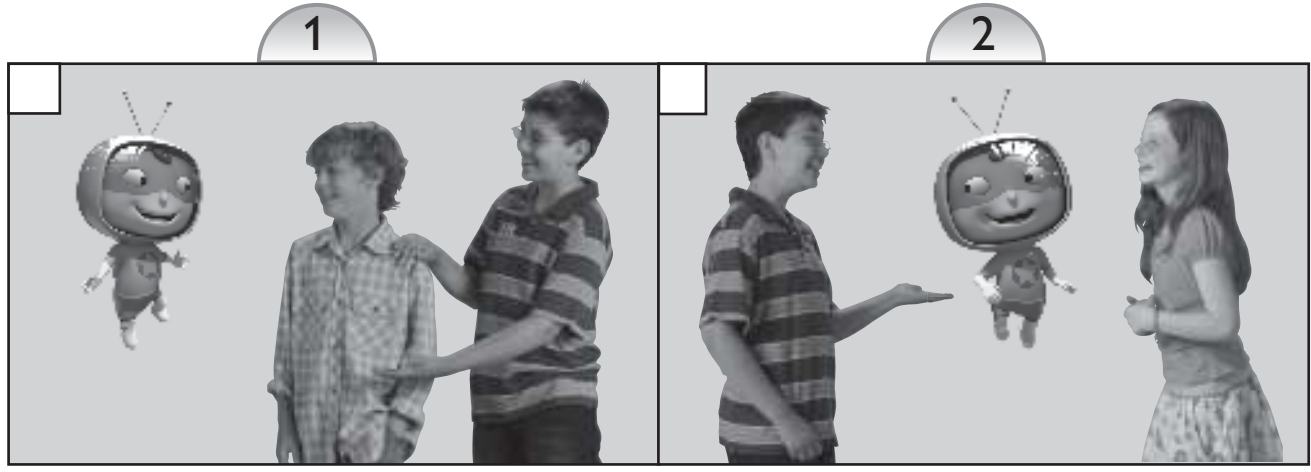


Listen

A. Listen and choose. Track 64



B. Listen and check . Track 65



C. Listen and number. Track 66

<div style="border: 1px solid black; padding: 5px; display: inline-block;">a</div> <div style="border: 1px solid black; padding: 5px; display: inline-block; width: 20px; height: 20px;"></div> <div style="border: 1px solid black; border-radius: 50%; padding: 10px; width: fit-content; margin: 10px auto;">Good-bye.</div>	<div style="border: 1px solid black; padding: 5px; display: inline-block;">b</div> <div style="border: 1px solid black; padding: 5px; display: inline-block; width: 20px; height: 20px;"></div> <div style="border: 1px solid black; border-radius: 50%; padding: 10px; width: fit-content; margin: 10px auto;">Hi.</div>	<div style="border: 1px solid black; padding: 5px; display: inline-block;">c</div> <div style="border: 1px solid black; padding: 5px; display: inline-block; width: 20px; height: 20px;"></div> <div style="border: 1px solid black; border-radius: 50%; padding: 10px; width: fit-content; margin: 10px auto;">What's her name?</div>
<div style="border: 1px solid black; padding: 5px; display: inline-block;">d</div> <div style="border: 1px solid black; padding: 5px; display: inline-block; width: 20px; height: 20px; text-align: center;">1</div> <div style="border: 1px solid black; border-radius: 50%; padding: 10px; width: fit-content; margin: 10px auto;">Hello.</div>	<div style="border: 1px solid black; padding: 5px; display: inline-block;">e</div> <div style="border: 1px solid black; padding: 5px; display: inline-block; width: 20px; height: 20px;"></div> <div style="border: 1px solid black; border-radius: 50%; padding: 10px; width: fit-content; margin: 10px auto;">Her name's Tessa.</div>	<div style="border: 1px solid black; padding: 5px; display: inline-block;">f</div> <div style="border: 1px solid black; padding: 5px; display: inline-block; width: 20px; height: 20px;"></div> <div style="border: 1px solid black; border-radius: 50%; padding: 10px; width: fit-content; margin: 10px auto;">My name's Emma.</div>

Practice

A. Write the missing letters.

1 g_o od-b__e

3 h__s

2 h__llo

4 h__r

B. Unscramble the sentences.

1. your What's name?

What's your name?

2. name? What's her

3. Stella. name's Her

C. Look and color.

1. Color Star.

2. Color Stella.

3. Write the name.

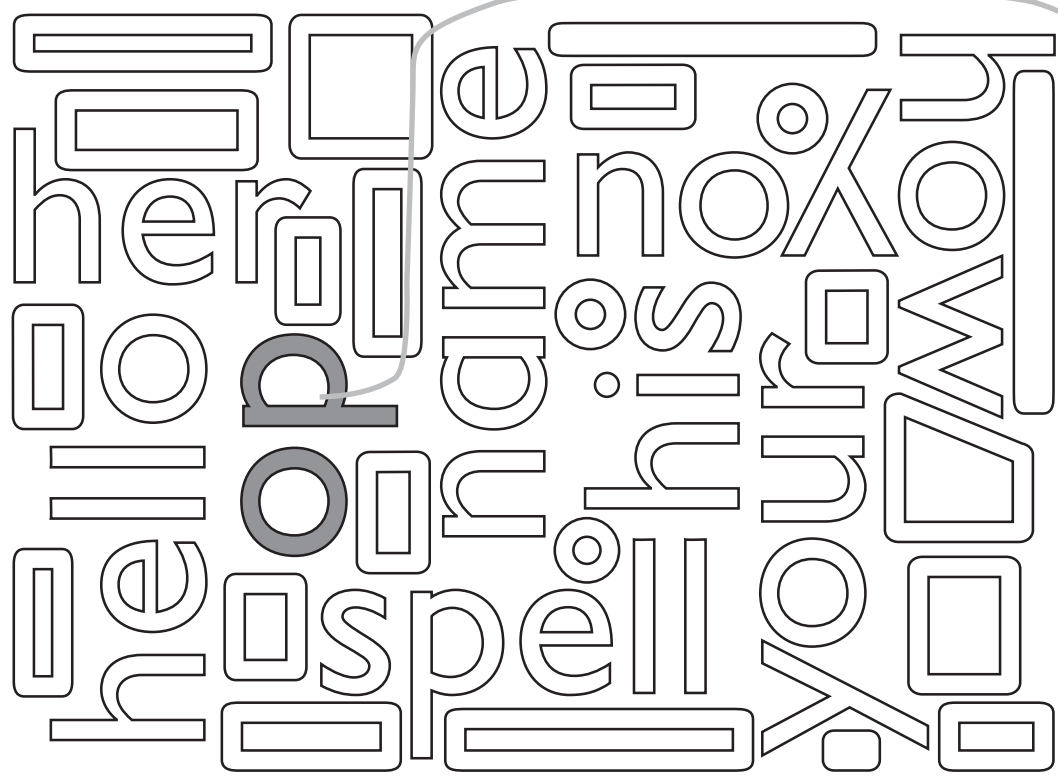


Stella



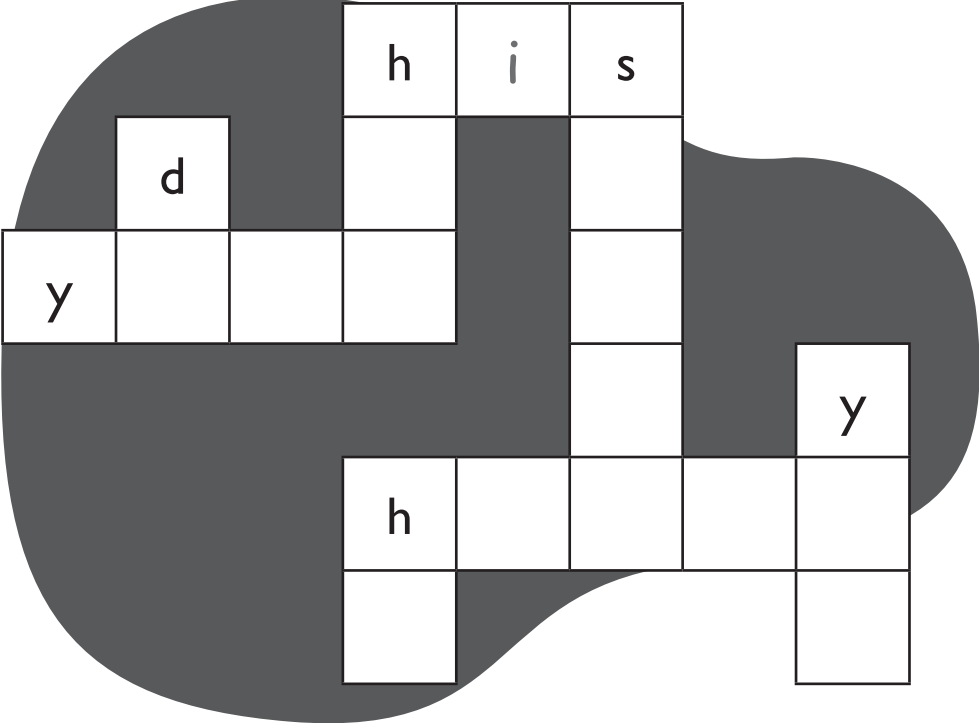
Play and learn

A. Look and match.



- do
- hello
- her
- his
- how
- name
- spell
- you
- your

B. Write the letters. Read the words.



- do
- hello
- her
- hi
- his
- spell
- you
- your

This is my family.

Read and write

A. Read and match.



1 She's my mother.

2 He's my father.

3 He's my grandpa.

4 This is my grandma.

5 They're my brothers.

6 This is my sister.



B. Write the missing letters.

1 This is my si__ter.

2 It'__ n__ce to m__et y__u.

3 T__is is m__ fa__ily.

C. Number the sentences.

Who's she?
She's my grandma.

Who are they?
They're my brothers.

Who's he?
He's my father.



D. Draw and write.

1. Draw your family.



2. Write about your family.

This is my _____.

They're my _____.

Read and write again

A. Write the missing words. Read the chant.



He's my ① father.

She's my ② _____.

She's my ③ _____.



He's my ④ _____.

He's my ⑤ _____.

They're my ⑥ _____.



B. Write and read.

1. Write the words. Circle *grandma*.

Who are they?

He's my grandpa.

She's my grandma.



2. Read again and say.

Listen

A. Listen and choose. Track 67



c



e



a



b









d

- 1
- 2
- 3
- 4
- 5

B. Listen and check . Track 68

1	2	3
<input type="checkbox"/>	<input type="checkbox"/>	<input type="checkbox"/>
		

C. Listen and number. Track 69

a <input type="text" value="1"/>	b <input type="text"/>	c <input type="text"/>
		
d <input type="text"/>	e <input type="text"/>	f <input type="text"/>
		

Practice

A. Write and read.

1. This is my brother.
2. This is my grandma.
3. This is my family.



B. Look and color.

1. Color the sisters.



2. Write the words.

mother

father


brother

Play and learn

A. Circle the words.

x	c	s	f	a	t	h	e	r	a
v	g	r	a	n	d	m	a	x	c
a	d	s	s	r	c	a	y	o	d
s	s	i	s	t	e	r	s	b	z
f	n	g	r	a	n	d	p	a	a
m	o	t	h	e	r	v	s	d	m
q	e	r	t	y	u	i	o	p	r
a	b	r	o	t	h	e	r	s	t
d	f	g	h	j	k	l	n	x	t
u	t	h	e	y	y	t	r	z	f
m	y	t	v	a	z	b	s	h	e

- brothers
- father
- grandma
- grandpa
- mother
- sisters
- they
- my
- she



B. Write the missing letters.


1	gr_a_ndpa
2	m__ther
3	sist__r

4	b__other
5	fa__her
6	gran__ma



Is she happy?

Read and write



A. Read and match.



1 My pet's a mouse.



2 My pet's a cat.



3 My pet's a fish.

4 My pet's a bird.



5 My pet's a turtle.

6 My pet's a dog.

B. Write the missing letters.

1 hap__y

5 th__n

2 pr__tty

6 yo__ng

3 s__d

7 o__d

4 u__ly

8 sm__ll



C. Number the pictures.



D. Unscramble the sentences.

1. she No, isn't.

No, she isn't.

2. happy? Are pets your

3. are. Yes, they

4. they No, aren't.

5. pet's My dog. a

6. young? your Is pet

Read and write again

A. Write the missing words. Read the chant.



My pet's a ① turtle.

My pet's a ② _____.




My pet's a ③ _____.



My pet's a ④ _____.

My pet's a ⑤ _____.

My pet's a ⑥ _____.



B. Write and read.

1. Write the words. Circle the pet.

My pet's a bird.

She's small.

Is your pet small?






2. Read again and say.



Listen

A. Listen and choose.




Track 70

a 
b 
c 
d 
e 

1
2
3
4
5







B. Listen and check .

Track 71

1 
2 
3 

C. Listen and number.

Track 72

<p>a <input data-bbox="301 1602 331 1639" type="text" value="1"/></p> 	<p>b <input data-bbox="735 1602 765 1639" type="text"/></p> 	<p>c <input data-bbox="1169 1602 1199 1639" type="text"/></p> 
<p>d <input data-bbox="301 1848 331 1885" type="text"/></p> 	<p>e <input data-bbox="735 1848 765 1885" type="text"/></p> 	<p>f <input data-bbox="1169 1848 1199 1885" type="text"/></p> 

Practice

A. Read and write the words.

① My pet's a ② .

She's ③ .

④ happy.

Is your pet happy?

My
dog
pretty
She's


B. Look and color.


1. Color the dog. He's happy.
2. Color the cat. She's fat.
3. Color the fish. She's pretty.
4. Color the turtle. He's big.



happy







5. Write the words.

big


pretty

fat

happy

Play and learn


A. Look and match.



- a bird
- a cat
- a dog
- a fish
- a mouse
- a turtle

B. Write the missing letters. Read the sentence.

		h		p							
		a		r		f			s		
		p		e		i		d	a		
M	y	__	e	t	,	__		__	l	__	.
o		y		t		h		g			
u				y							
s											
e											



Review

A. Unscramble the sentences.

1. Hello. name My is Tom.

2. grandfather. my He's

3. is This turtle. my

B. Write the missing letters.

1 My p__t's a mo__se.

2 Is she pre__ty?

3 Yes, s__e is.



C. Write the missing words.

Is ① mother ② ?

Yes, ③ is. She's happy.

④ your father ⑤ ?

No, he ⑥ .

- ① your
- ② happy
- ③ she
- ④ Is
- ⑤ sad
- ⑥ isn't

Learn more



A. Match.

1 2 3 4 5

★ ★ ★ ★
★ ★ ★ ★
★ ★ ★ ★
★ ★ ★ ★
★ ★ ★ ★

★ ★ ★
★ ★ ★
★ ★ ★
★ ★ ★
★ ★ ★
★ ★ ★
★

★

★ ★ ★
★ ★ ★
★ ★

★ ★ ★ ★
★ ★ ★ ★
★ ★ ★ ★
★ ★ ★ ★
★ ★ ★ ★

one 8 thirteen 16 twenty

B. Draw a line.

Wednesday • Monday • Sunday • Thursday • Tuesday • Saturday • Friday

C. What time is it?

It's nine o'clock in the morning.



It's _____ o'clock in the afternoon.



It's _____ o'clock in the evening.



nine

seven

three

I want juice, please.

Read and write

A. Read and match.

1	Do you
2	No,
3	I want
4	What do
5	Do you want
6	Yes,

a	a banana?
b	please.
c	thanks.
d	want juice?
e	water, please.
f	you want?

B. Write the words.



an apple




a mango

an apple

a muffin

C. Number the pictures.



D. Write the missing letters.

1	I w <u>a</u> nt a banan <u> </u> , p <u> </u> ease.
2	D <u> </u> y <u> </u> u w <u> </u> nt milk?
3	Do y <u> </u> u want <u> </u> n or <u> </u> nge?
4	I wa <u> </u> t ju <u> </u> ce, ple <u> </u> se.

E. Write about you.


1. I want a _____, please.

2. I want an _____, please.

3. I want _____, please.

Read and write again

A. Write the missing words. Read the chant.



①

Do you want ① water?

I want ② _____, please.

Do you want an ③ _____?



②

I want an ④ _____, please.

Do you want a ⑤ _____?

I want a ⑥ _____, please.



③



④



⑤



⑥

B. Write and read.

1. Write the words. Circle , , and .

Do you want an orange?

I want a banana, please.

I want milk, please.



2. Read again and say.

Listen

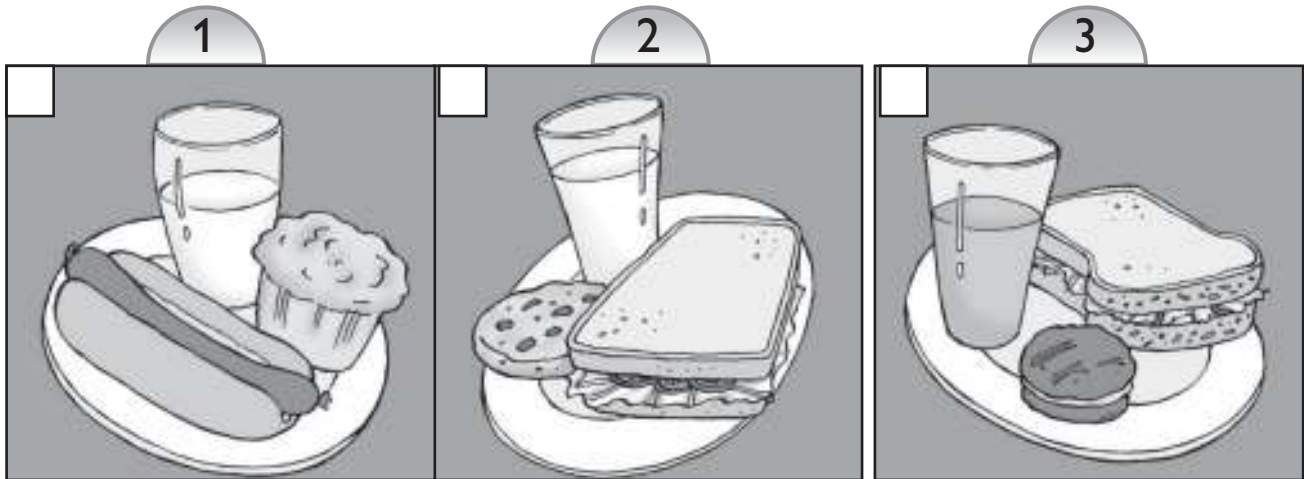
A. Listen and choose.

Track 73




B. Listen and check .

Track 74



C. Listen and match.

Track 75



- 1
- 2
- 3
- 4

Practice

A. Read and write the words.

1. What do you want?
2. Do you want an _____?
3. _____, thanks.
4. I want an apple.


orange
No
want
please

B. Look and color.

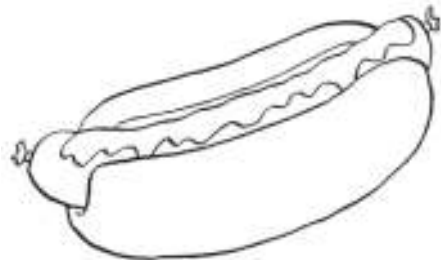
1. Color the sandwich.
2. Color the cookie.
3. Color the soda pop.
4. Color the hot dog.



a sandwich








5. Write the words.

a sandwich a hot dog a cookie soda pop


Play and learn

A. Look and write.

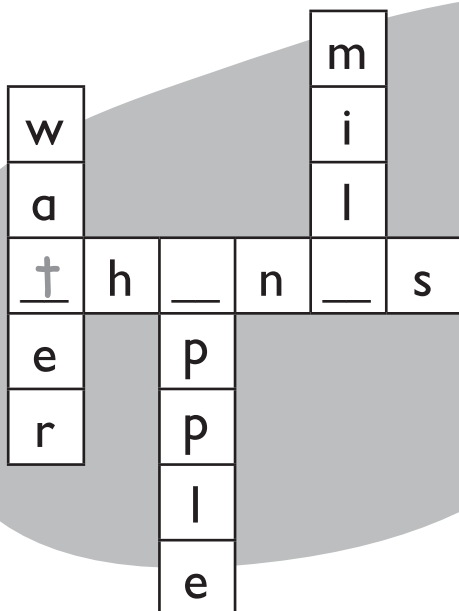


Across

Down



B. Write the missing letters. Read the word.






Where's your bedroom?

Read and write

A. Read and match.



1 bedroom



2 dining room

3 kitchen

4 living room

5 bathroom

6 balcony



B. Write the missing words.

1. Where's the living room?

2. It's opposite the _____.


3. It's _____ the kitchen.

next to

dining room

Where's

C. Number the pictures.



D. Unscramble the sentences.

1. your bedroom? Where's

Where's your bedroom?

2. room. to living next the It's

3. dining Where's room? the

E. Write about you.

Where's your bedroom?

Read and write again

A. Write the missing words. Read the chant.



Where's the ① bedroom?

This is the ② .



Where's the ③ ?

This is the ④ .

Where's the ⑤ ?

This is the ⑥ .



B. Write and read.

1. Write the words. Circle *balcony*.

Where's the balcony?

It's next to the living room.

Here it is!



2. Read again and say.

Listen

A. Listen and choose.

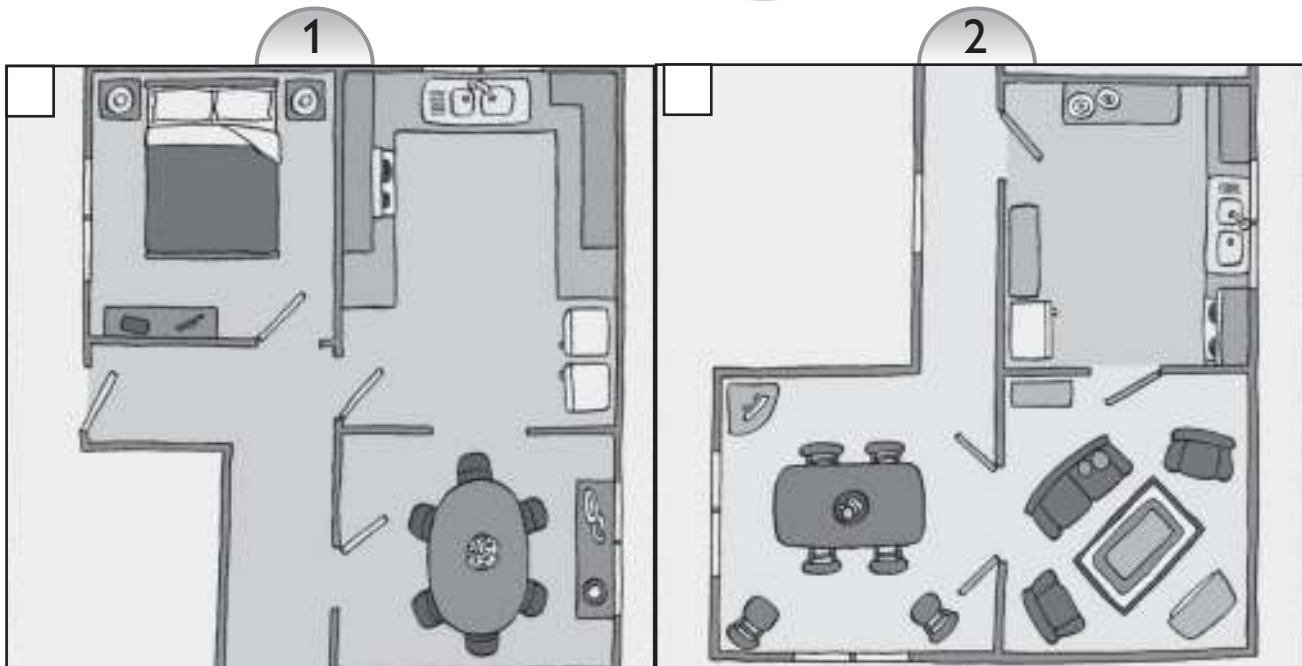
Track
76



1 2 3 4

B. Listen and check .

Track
77



C. Listen and circle.

Track
78

1. It's opposite / between the bedroom.
2. It's between / next to the living room.
3. It's opposite / next to the dining room.
4. It's between / opposite the bathroom and the balcony.

Practice

A. Read and write the words.

1. The living room is next to the balcony.
2. The kitchen is the dining.

room

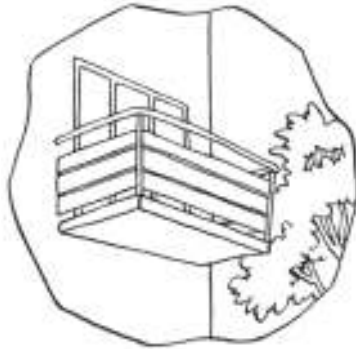
opposite

balcony

B. Look and color.

1. Color the bedroom.
2. Color the kitchen.







living room



3. Write the words.

living room

balcony


kitchen

Play and learn

A. Look and circle the words.

b	a	t	h	r	o	o	m	f
h	o	p	p	o	s	i	t	e
s	g	h	i	j	k	c	w	q
d	k	i	t	c	h	e	n	f
d	b	s	e	s	b	p	o	z
b	e	d	r	o	o	m	a	c
b	d	s	e	s	n	r	b	s
d	g	b	a	l	c	o	n	y
e	a	d	k	x	d	b	e	s
s	b	e	t	w	e	e	n	x

balcony
bathroom
bedroom
between
kitchen
opposite





B. Write the missing letters. Read the sentence.

1	Wh <u>h</u> ere's the l <u>l</u> ving roo <u>o</u> ?
2	Th <u>h</u> s i <u>is</u> the liv <u>l</u> ng ro <u>o</u> m.
3	Wh <u>h</u> re's th <u>h</u> d <u>l</u> ning room?
4	H <u>h</u> re i <u>is</u> is!

How many robots do you have?

Read and write

A. Read and match.



B. Write the missing letters.


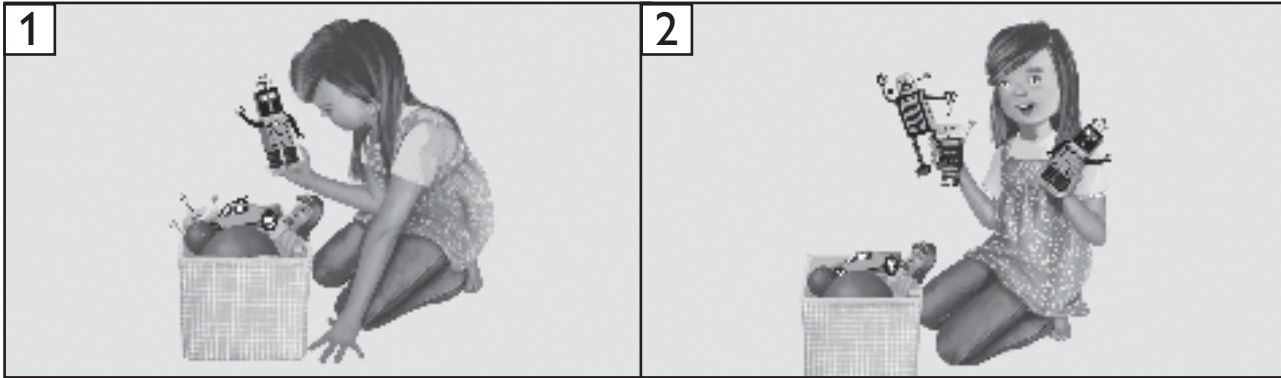
1 How any r b ts do y u ha e?

2 Nin .

3 W at col r are th y?

4 Ye l w a d b ack.

C. Number the sentences.



1	How many robots do you have?
---	------------------------------

	Two.
--	------

	How many dinosaurs do you have?
--	---------------------------------

	Three.
--	--------

D. Write about you.

1. How many cars do you have?

2. How many dolls do you have?

3. How many robots do you have?



Read and write again

A. Write the missing words. Read the chant.

How many ① animals do you have?

②

What ③ are they?

④

and ⑤

① animals

② Three

③ color

④ Black

⑤ red

B. Write and read.

1. Write the words. Circle *cars*.

How many cars do you have?

Five.

What color are they?

They're green and purple.

How many dolls do you have?

None.



2. Read again and say.

Listen


A. Listen and choose.

Track 79

a



b



1


2

3


4

5


c



d




e




B. Listen and check .

Track 80


1



2



3



C. Listen and circle.

Track 81

1	cars	1	2	3	4	5	6
2	dinosaurs	1	2	3	4	5	6
3	dolls	1	2	3	4	5	6
4	robots	1	2	3	4	5	6
5	trains	1	2	3	4	5	6
6	animals	1	2	3	4	5	6



Practice

A. Read and write the words.

How many dinosaurs does he have?

What are they?

_____ and _____.

Red color Nine dinosaurs yellow


B. Look and color.

1. Color the car yellow and red.
2. Color the train blue and brown.
3. Color the dinosaur black and purple.



a car





4. Write the words.

a dinosaur

a car

a train

Review

A. Unscramble the sentences.

1. bedroom? is Where your

2. kitchen. next the It's to

3. juice? Do want you

4. please. water, want I

B. Write the missing letters.

1 Wh__ r__ 's th__ k__ tch__ n?

2 It's n__ xt t__ the d__ ning r__ om.

C. Write the missing words.

Do ① _____ want a ② _____ ?

No, ③ _____ .

I want an ④ _____ , please.

- ① you
- ② mango
- ③ thanks
- ④ apple

Learn more



A. Match.

sixty-one
twenty-three
twenty-third
seventy-first
ninety-nine
eighty-second

23 71st
99 61 23rd
82nd

B. Draw a line.

54 • fifty-three • sixty • 55 •
fifty-two • 59 • fifty-six •
57 • fifty-eight • 51 •

C. Write the words.



third first fourth second

What time is it, please?

Read and write

A. Read and match.



1 It's six thirty.

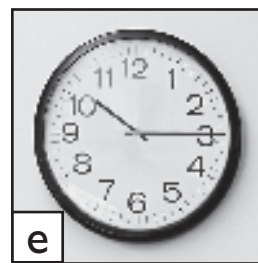

2 It's time for school.

3 It's nine o'clock.

4 It's nine forty-five.

5 It's ten fifteen.

6 It's time for bed.



B. Write the missing letters.


1 What t_m_ is it, p_ease?

2 It's eigh_ o'clo_k.

3 T_anks.

4 It's time fo_ hom_wo_k.

C. Number the sentences.



	It's time for lunch.
1	What time is it, please?
	It's twelve forty-five.

D. Write about you.

1. It's time for breakfast.

It's seven thirty.

2. It's time for lunch.

3. It's time for dinner.



E. Write the numbers.

10:00

ten o'clock

:

nine thirty

:

six fifteen

Read and write again

A. Write the missing words. Read the chant.



It's ① eight o'clock .

It's time for ② .


It's ③ .



It's time for ④ .

It's ⑤ .

It's time for ⑥ .



B. Write and read.

1. Write the words. Circle the time.

What time is it?

It's six forty-five.

It's time for dinner.

2. Read again and say.



Listen

A. Listen and choose.


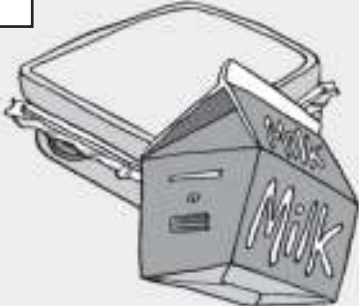

Track 82

a 
b 
c 
d 
e 

1
 2
 3
 4
 5

B. Listen and check


Track 83

1 
2 
3 

C. Listen and number.

Track 84

	seven o'clock
	10:15
	twelve thirty
	4:45
	6:15
1	nine o'clock



Practice

A. Read and write the words.

It's twelve fifteen.

It's time for _____.

It's _____.

It's _____ for dinner.

lunch


six thirty

time

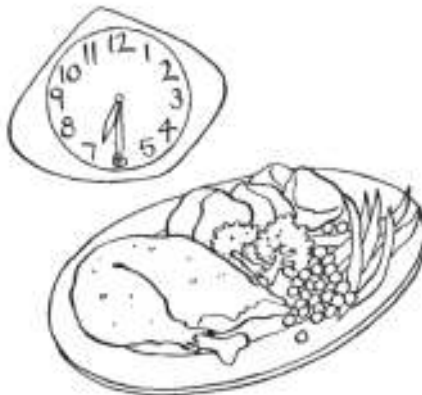

twelve

B. Look and color.

1. Color breakfast yellow and brown.
2. Color lunch red and orange.
3. Color dinner pink and green.



breakfast



4. Write the words.


breakfast

lunch

dinner

Play and learn

A. Look and match.



three fifteen
 twelve thirty
 one thirty
 two o'clock
 eleven forty-five
 eight fifteen
 six forty-five

B. Write the missing letters. Read the sentence.



I	t	'	_	_	i	m	_	o	_	b	e	_	.
e			e		e		d	a	e			i	
n			v		e			s	c			n	
			e		n			t	e			n	
			n						s			e	
									s			r	




Unit 5 Birthday party!

Read and write

A. Read and match.



- 1 a birthday party
- 2 a party hat
- 3 a birthday card
- 4 a birthday present
- 5 a birthday cake
- 6 a balloon



B. Write the missing letters.

1 January

2 Marc__

3 M__y

4 O__to__er

5 Ju__y

6 S__pte__ber

7 Novemb__r

8 A__ril

C. Number the sentences.



	It's April 9th.
1	When's your birthday?
	Happy birthday.

D. Unscramble the sentences.

1. birthday? your When's

When's your birthday?

2. old How you? are

E. Write about you.

1. When's your birthday?

2. How old are you?

Read and write again

A. Write the missing words. Read the chant.

Happy birthday!


Here's a ① balloon.

Here's a ② _____.

Here's a ③ _____.

Here's a ④ _____.

Happy birthday!



B. Write and read.

1. Write the words. Circle the number.

I'm eight.

How old are you?

When's your birthday?

2. Read again and say.



Listen

A. Listen and choose.

Track 85

a) April 3rd

b) October 22nd

c) December 31st

d) February 21st

e) June 12th

f) August 15th

1

2

3

4

5

6

B. Listen and check .

Track 86

1

2

3

C. Listen and write.

Track 87

1	2	3	4	5
May	July	March	April	June
1st				

Practice

A. Read and write the words.

It's April 23rd.

It's my birthday today.

I'm eight years old.

How are you?



April

eight

old

birthday

B. Look and color.

1. Color the birthday cake yellow and blue.
2. Color the party hat red and orange.
3. Color the birthday present green and yellow.

a birthday cake



4. Write the words.

a birthday cake

a party hat

a birthday card









Play and learn

A. Look and match.



- a balloon
- a birthday cake
- a birthday card
- a birthday present
- a party hat

B. Number the months.





What's your favorite season?

Read and write

A. Read and match.



1 sunny

2 cloudy

3 rainy

4 windy

5 snowy

6 foggy



B. Unscramble the sentences.

1. is favorite summer. season My

My favorite season is summer.

2. weather What's today? like the

3. hot It's sunny. and

C. Number the sentences.



1	What's your favorite season?
	No, it isn't. It's cold and snowy.
	My favorite season is winter. I like ice-skating.
	Is it rainy today?

D. Write the missing letters.

1	My favor_i_te seas__n is fa__l.
2	I__ it f__ggy tod__y?
3	I__'s co__d and r__iny.

Read and write again

A. Write the missing words. Read the chant.

Is it ① sunny today?

Yes, it is.



Is it ② today?

Yes, it is.



Is it ③ today?

Yes, it is.



Is it ④ today?

Yes, it is.



B. Write and read.

1. Write the words. Circle *season*.

What's your favorite season?

My favorite season is summer.

I like swimming.



2. Read again and say.

Listen

A. Listen and choose.

Track 88



a



c



b



d

- 1
- 2
- 3
- 4

B. Listen and check .

Track 89

1



2



3



C. Listen and number.

Track 90

a 1	b	c	d	e

Practice

A. Read and write the words.

What's the weather like?

It's cloudy and _____.

What's your _____ season?

weather

favorite

today


windy

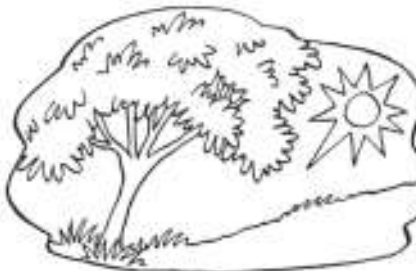
B. Look and color.

1. Color fall orange, red, and brown.
2. Color spring green, red, and yellow.
3. Color summer green, yellow, and blue.
4. Color winter white, brown, and blue.



fall







5. Write the words.

fall

spring

winter

summer

Play and learn

A. Look and match.



sunny
rainy
snowy
cloudy

B. Write the missing letters. Read the word.

r								s		f
a		s				f		w		o
__	c	__	-	__	k	__	t	__	n	__
n		a		n		l		m		g
y		s		o		l		m		y
		o		w				i		
		n		y				n		
								g		



Review

A. Unscramble the sentences.

1. today? the What's like weather

2. and It's sunny. warm

3. time What it? is

4. o'clock. twelve It's

B. Write the missing letters.

1 Hel__ o. When's yo__ r bir__ hday?

2 It's Ju__ e 3rd.

C. Write the missing words.

What ① _____ is it?

It's seven- ② _____.

It's time for ③ _____.

- ① time
- ② thirty
- ③ breakfast

About me

Read and write.



My name's _____.

My birthday's _____.

I'm _____.

My pet's a _____.

My favorite season is _____.



Word list

A

a
afternoon
and
animals
apple
April
an
are
aren't
August

B

balcony
balloon
balls
banana
bathroom
bed
bedroom
between
big
bird
birthday
birthday cake
birthday card
birthday party
birthday present
black
blue
breakfast
brother
brothers
brown

C

cars
cat
cloudy
cold
color
cookie
cool

D

day
December
dining room
dinner
dinosaurs
do

does
dog
dolls
donut

E

eight
eighteen
eighteenth
eighth
eighty
eleven
eleventh
evening

F

fall
family
fat
father
favorite
February
fifteen
fifteenth
fifth
fifty
first
fish
five
foggy
for
forty
forty-five
four
fourteen
fourteenth
fourth
Friday

G

good-bye
grandma
grandpa
green

H

hall
hamburger
happy
have
he

hello
her
here
here's
he's
hi
hiking
his
homework
hot
hot dog
how

I

I
ice-skating
I'm
in
is
isn't
it
it's

J

January
juice
July
June

K

kitchen

L

like
living room
lunch

M

mango
many
March
May
meet
milk
Monday
morning
mother
mouse
muffin
my

N

name
name's
next to
nice
nine
nineteen
nineteenth
ninth
ninety
no
none
November

O

o'clock
October
old
one
one hundred
opposite
orange

P

party hat
pet
pet's
pets
pink
please
pretty
purple

R

rainy
recess
red
robots

S

sad
sandwich
Saturday
school
season
second
September
seven
seventeen
seventeenth

seventh
seventy
she
she's
skateboarding
sister
sisters
six
sixteen
sixteenth
sixth
sixty
small
snowy
soda pop
spell
spring
summer
Sunday
sunny
swimming

T

ten
tenth
thanks
thank you
the
they
they're
thin
third
thirteen
thirteenth
thirtieth
thirty
thirty-first
thirty-one
this
three
Thursday
time
to
today
too
trains
Tuesday
turtle
twelfth
twelve
twentieth
twenty

twenty-eight
twenty-eighth
twenty-fifth
twenty-first
twenty-five
twenty-four
twenty-fourth
twenty-nine
twenty-ninth
twenty-one
twenty-second
twenty-seven
twenty-seventh
twenty-six
twenty-sixth
twenty-third
twenty-three
twenty-two
two

U

ugly

W

want
warm
water
weather
Wednesday
welcome
what
what's
when's
where's
white
who
who's
windy
winter

Y

yellow
yes
you
young
your
you're

Z

zero




Starship
English

Well Done

This certificate is awarded to

for

signed: _____



Notes


Write notes here.


MINISTERIO
DE EDUCACIÓN




EL
GOBIERNO
DE TODOS



 @MinisterioEduccionEcuador

 @Educacion_EC

 /MinEduccionEcuador

 /Educacionecuador

www.educacion.gob.ec

Información: 1800 EDUCACIÓN (338222) o info@educacion.gob.ec