

# Starship English

Student Book • Activity Book

# A1.2



ECUADOR EDITION

Dr. Ken Beatty

**PRESIDENTE DE LA REPÚBLICA**  
Lenín Moreno Garcés

**MINISTRO DE EDUCACIÓN**  
Fander Falconí Benítez

**Viceministro de Educación**  
Álvaro Sáenz Andrade

**Viceministra de Gestión Educativa**  
Mónica Reinoso Paredes

**Subsecretaria de Fundamentos Educativos**  
Ruthy Intriago Armijos

**Subsecretaria de Administración Escolar**  
Mónica García Echeverría

**Directora Nacional de Currículo**  
María Cristina Espinosa Salas

**Director Nacional de Operaciones y Logística**  
Germán Lynch Álvarez



**Houghton Mifflin Harcourt**

Copyright © by Houghton Mifflin Harcourt Publishing Company

All rights reserved. No part of this work may be reproduced or transmitted in any form or by any means, electronic or mechanical, including photocopying or recording, or by any information storage and retrieval system, without the prior written permission of the copyright owner unless such copying is expressly permitted by federal copyright law. Requests for permission to make copies of any part of the work should be addressed to Houghton Mifflin Harcourt Publishing Company, Attn: Contracts, Copyrights, and Licensing, 9400 South Park Center Loop, Orlando, Florida 32819.

Printed in Ecuador.

ISBN 978-0-544-95200-3

Primera impresión: julio 2016

Primera impresión: agosto 2016  
Quinta impresión: junio 2018  
Impreso por: Medios Públicos EP

© Ministerio de Educación del Ecuador, 2018  
Av. Amazonas N34-451 y Atahualpa  
Quito, Ecuador  
[www.educacion.gob.ec](http://www.educacion.gob.ec)

La reproducción parcial o total de esta publicación, en cualquier forma y por cualquier medio mecánico o electrónico, está permitida siempre y cuando sea autorizada por los editores y se cite correctamente la fuente.

**DISTRIBUCIÓN GRATUITA - PROHIBIDA SU VENTA**

MINISTERIO  
DE EDUCACIÓN



**Promovemos la conciencia ambiental en la comunidad educativa.**

Hemos impreso el 8% de ejemplares con certificado de responsabilidad ambiental.

**ADVERTENCIA**

Un objetivo manifiesto del Ministerio de Educación es combatir el sexismo y la discriminación de género en la sociedad ecuatoriana y promover, a través del sistema educativo, la equidad entre mujeres y hombres. Para alcanzar este objetivo, promovemos el uso de un lenguaje que no reproduzca esquemas sexistas, y de conformidad con esta práctica preferimos emplear en nuestros documentos oficiales palabras neutras, tales como las personas (en lugar de los hombres) o el profesorado (en lugar de los profesores), etc. Sólo en los casos en que tales expresiones no existan, se usará la forma masculina como genérica para hacer referencia tanto a las personas del sexo femenino como masculino. Esta práctica comunicativa, que es recomendada por la Real Academia Española en su Diccionario Panhispánico de Dudas, obedece a dos razones: (a) en español es posible <referirse a colectivos mixtos a través del género gramatical masculino>, y (b) es preferible aplicar <la ley lingüística de la economía expresiva> para así evitar el abultamiento gráfico y la consiguiente ilegibilidad que ocurriría en el caso de utilizar expresiones como las y los, os/as y otras fórmulas que buscan visibilizar la presencia de ambos sexos.



## 2018: The value of respect

---

The beginning of a new school year always gives us hope. All the children and adolescents get prepared, not only to study and learn, but also to meet their classmates. Sometimes we come across new faces in class, and that is a good sign, because we see that other students are joining our institution. This also means that it is a good opportunity to interact with people other than those we already knew and thus make new friends.

We know that the school is a good place to grow and share many positive things, and from time to time also to face problems. Being supportive and supporting those who need help is an advice we should follow at home, at school and in the community.

The new school year opens as an experience that challenges us and at the same time gratifies us. We are part of the educational community, teachers, parents, legal representatives and relatives. We are all responsible for accompanying them in the improvement of their education, in improving the quality of their knowledge and in the experience of studying and learning to grow as better human beings and citizens.

A new school year means a job dedicated to expanding positive relationships, which we call respect. No one can be left out of this everyday practice at school and in the community. This value of life is radically opposed to contempt and expulsion. If we want a fair education, in which we can all participate, Respect for others means accepting their own ways of being, their individual, social, physical and cultural characteristics; their way of thinking and appreciating the world; their customs and traditions; their skills and abilities. This is the best proposal that the Ministry of Education can make at the beginning of the new school year.

Respect for others means respect for each and every one of us. Respect does not accept any aggression, be it physical, psychological or sexual. It implies recognizing ourselves in the people around us. Teachers, students and partners, we are all human beings who have the same rights. That means the right to have our own point of view, the right to change our minds, to make mistakes, the right to create a world of our own in which to live.

This 2018 - year of respect - is inspired by the principles of zero tolerance to abuse and violence, to any type of discrimination. We promote gender equality (equality between men and women), social justice, solidarity, a culture of peace, coexistence between different cultures and traditions, and the care of the environment. All these are values that we must spread and live fully every day in the educational community.

This is a year to defend the rights of students with a lot of determination and commitment. Our program "More united, more protected" was created to prevent violence within the educational system. We see education as an integrated whole; we work to improve our environment with important curricular innovations such as the methodology of the land of children and young people of good living. The incorporation of ancestral knowledge to education, the development of the arts, good reading manners and an ambitious digital agenda are part of our proposal at the beginning of the new school year.

This is the integral action that we now promote, in which children and adolescents participate as a decisive force within the educational community. Let's continue walking with good step and with respect in this 2018.



**Fander Falconí**  
**Minister of Education**

## Student Book Photo Credits

All Photos are copyright Houghton Mifflin Harcourt except for the following:

IS = iStockPhotos; SS = Shutterstock

5 museum ©Jorg Hackemann/SS, playing field ©Fotokostic/SS, mall ©pryzmat/SS, park ©1000 Words/SS, supermarket ©Jonathan Feinstein/SS, theater ©Ints Vikmanis/SS, pool ©nikkytok/SS; 7 soccer ©Digital Media Pro/SS, restaurant ©Alexey Arkhipov/SS, park ©Teeraphat/SS, supermarket ©Monkey Business images/SS, mall ©pryzmat/SS, pool ©Pavel L Photo and Video/SS, museum ©hungking/SS, theater ©Pavel L Photo and Video/SS; 8 train ©Itinerant Lens/SS, taxi ©Guroldinneden/SS, scooter ©JuliusKielaitis/SS, ferry ©Hit1912/SS, bus ©Sonya Etchison/SS, bicycle ©Pichi/SS; 9 theater ©Ints Vikmanis/SS, supermarket ©Jonathan Feinstein/SS, restaurant ©Eveled/SS, museum ©Jorg Hackemann/SS, park ©photocritical/SS, pool ©Twin Design/SS, taxi ©ZRyzner/SS, ferry ©cpaulfell/SS, bus ©nitinut380/SS, motorcycle ©Rawpixel/SS, train ©Sean Pavone/SS, car ©Rawpixel/SS; 11 stadium ©Christian Bertrand/SS, soccer ©Fotokostic/SS, table tennis ©maxim ibragimov/SS, volleyball ©dotshock/SS, court ©sevenke/SS, badminton ©Jari Hindstroem/SS, baseball ©Donald Linscott/SS, basketball ©Monkey Business images/SS; 13 basketball ©Albo/SS, ping pong ©Monkey Business images/SS, catcher ©Will Hughes/SS, soccer ©Rob Hainer/SS, badminton ©Jari Hindstroem/SS, basketball ©cirkoglu/SS, pitcher ©Sonya Etchison/SS, volleyball ©Monkey Business images/SS; 14 bat and baseball ©Monkey Business images/SS, soccer ball ©Gelner Tivadar/SS, basketball ©Albo/SS, badminton set ©hxdbzxy/SS, paddles ©Andreyuu/IS, volleyball ©Andres Rodriguez/Alamy Images; 17 shrimp © Mingwei Chan | radish © Brent Hathaway | sheep © Sergiy Trofimov | brush © Zdenka Darula | shoe © Laura Dominguez | shop © Harperdrewart | fish © Ruta Saulyte | sheep © Photoinjection | bush © Darko Plohl | shell © Lisa F. Young | 18 mouth | jacket, jeans © Zoom-zoom | teeth © Andrei Malov | feather © Percent | shorts © titelio | brothers © sonyae | 20 switch © Manav Lohia | sandwich © Robert Milek | watch © Nelli Shuyskaya | match © Denys Prokofyev | cheese © Edyta Pawlowska | 22 dolphins © Konstantin Kirillov | wheelbarrow © Dmitri Mikhailov | trophy © Denis Tabler | whistle © Igor Terekhov | phone © Vladimir Blinov; 25 stamp ©DrMadra/SS, tape ©Christopher Elwell/SS, postcard ©Mivoyelle/SS, mailbox © Eric Chen/Alamy, box ©Daniel Fung/SS, letter ©Zoltan Zempleni/SS, envelope ©Getty Images/PhotoDisc; 28 tape ©Christopher Elwell/SS, stamp ©etraveler/SS, envelope ©BS\_Lexx/SS, postcard ©Olivier Le Queinec/SS, box ©ZanyZeus/SS, letter ©Taina Sohlman/SS; 31 theater ©Ints Vikmanis/SS, park ©1000 Words/SS, ping pong ©Monkey Business images/SS, soccer ©Fotokostic/SS, letter ©Zoltan Zempleni/SS, postcard ©Mivoyelle/SS, motorcycle ©Rawpixel/SS, bicycle ©Pichi/SS, volleyball ©Getty Images, basketball ©Albo/SS, box ©ZanyZeus/SS, envelope ©Getty Images/PhotoDisc; 32 \$100 bills ©Robynrg/SS, bills ©vovan/SS; 33 bowl ©Coprid/SS, chopsticks ©Planner/SS, fork and knife ©Planner/SS, spoon ©Ryan McVay/Photodisc Green/Getty Images, plate ©ntstudio/SS, straws ©soraluk chonvanich/SS, napkins ©Kirill Demchenko/SS, tray ©imagedb.com/SS; 35 birthday card © Agau | fork © Christophe Testi | corn © Tomboy2290 | cart © Anton Kossman | shorts © Zoom-zoom | horse © Viktoria Makarova | shark © Karl Daniels | park Photos.com | 36 bird | skirt © Ahmed Aboul-seoud | turtle © Brandon Tucker | 37 girls © Elena Elisseeva | nurse © Gravityimaging | dirt © Willeecole | shirt © Lepas | surf © Eric Rivera | burger | 38 scooter © Chuyu | calculator © Saiko3p | eraser © Mikko Pitkanen / Alias Studio Oy | finger © Monika Adamczyk | alligator © Yuriy Zelenen'kyy | janitor © irin-k Shutterstock; 43 skateboard ©Julian Rovagnati/SS, kite ©Elemental Imaging/IS; 45 game box ©iQconcept/SS, chess ©klenger/SS, green ball ©AEimage/SS, orange ball ©Leo Blanchette/SS, black train ©Corbis, three building blocks ©Tina Rencelj/SS; 46 chess game ©klenger/SS, rocket ©Andrea Crisante/SS, kite ©Elemental Imaging/IS, blocks ©33333/SS, skateboard ©Julian Rovagnati/SS; 47 scooter ©ffolas/SS, game ©iQconcept/SS, orange ball ©Leo Blanchette/SS, green ball ©AEimage/SS, black train ©Corbis, bikes ©maradonna 8888/SS, rockets ©Andrea Crisante/SS, skateboard ©Julian Rovagnati/SS, kite ©Elemental Imaging/IS; 49 stripes ©Capable97/SS, dots ©siro46/SS, checks ©Capable97/SS; 51 socks ©Africa Studio/SS, shirt ©Luis Carlos Torres/SS, skirt ©Alexander Kalina/SS, jeans ©C. Squared Studios/Photodisc/Getty Images, jacket ©ludmilafoto/SS, shorts ©titelio/SS, t-shirts ©Ronald Sumners/SS; 52 shorts ©Borislav Bajkic/SS, socks ©Coprid/SS, shirt ©Ruslan Kudrin/SS, sneakers ©GeniusKp/SS, hat ©Vova Shevchuk/SS, jacket ©ludmilafoto/SS; 53 jeans ©C. Squared Studios/Photodisc/Getty Images, jacket ©ludmilafoto/SS, shorts ©titelio/SS, shirt ©Luis Carlos Torres/SS, socks ©Africa Studio/SS; 54 hook © Nikola Spasenoski | wood © Ucebistu | broom © Andrez Tokarski | cookie © Lasse Kristensen | pool Photos.com | spoon © irin-k Shutterstock; 56 mouse © Gerald Deboer | clouds © Gregor Kervina | mouth | owl © Isselee | cow © Supertrooper | 57 mouse © Gerald Deboer | house © Howard Sandler | flowers © Stoupa | cow © Supertrooper; 63 can ©Roman Samokhin/SS, eggs ©Feng Yu/SS, juice ©Tawat Langnamthip/SS, chips ©wavebreakmedia/SS, ice cream ©Adisa/SS; 65 soup ©BW Folsom/SS, bananas ©Digital Vision/Getty Images, onions ©julie deshaies/SS, ice cream ©Elena Schweitzer/SS, juice ©antpk/SS, peas ©Sebastian Radu/SS, tangerines ©Africa Studio/SS, carton ©photobobs/SS; 66 bananas ©yyama/SS, milk ©Malashevka Olena/SS, corn ©grynlod/SS, juice ©Tawat Langnamthip/SS, shallots ©macbrianmun/SS, ice cream ©aperturesound/SS; 69 dot socks ©Africa Studio/SS, striped socks ©Dawid/SS, juice ©Tawat Langnamthip/SS, ice cream ©Adisa/SS, shirt ©Ruslan Kudrin/SS, scooter ©ffolas/SS, bikes ©maradonna 8888/SS, corn ©grynlod/SS, peas ©Sebastian Radu/SS, kites ©Elemental Imaging/IS; 71 tree ©Cameramanz/SS, grandpa ©Dan Kosmayer/SS, grandma ©Belinka/SS, uncle ©Sylvie Bouchard/SS, aunt ©Olga Sapagina/SS, boy cousin ©Kiselev Andrey Valerevich/SS, girl cousin ©Sergei Kolesnikov/SS, dad, mom, brother, sister ©Monkey Business images/SS; 72 faucet © Evgeny Lipskiy | laundry © Rauf Ashrafov | saw © Georgii Dolgykh | hawk © Sonbeam | claw © Socrates | 74 football © Vladimir Ivanov | basketball © Albo | baseball © Donald Linscott | volleyball © Valeria Cantone | family © Nikolay Mamluke | lemon © Denira777 | 77 pencil © Jorge Farres Sanchez | animals © Les Cunliffe | vegetables © Monika Adamczyk | carrots © Vincent Go | lemon © Italianestro | camels © Patrick Poendl | 79 panda © Isselee | pasta © Stefano Tiraboschi | tuna © Kitchner Bain | gorilla © Isselee | ballerina © Ljupco Smokovski | umbrella © Elnur Amikishiyev | zebra © Musat Christian | pizza | camera © Aleksandar Jocic | harmonica © Matthias33 | soda © avajjon all Istock Photo; 81 doctor ©Dusan Zidar/SS, chef ©michaeljung/SS, dentist ©CandyBox Images/SS, pilot ©Blend Images/SS, homemaker ©iofoto/SS, coach ©Getty Images; 83 dentist ©Ljupco Smokovski/SS, chef ©VGstockstudio/SS, gardening ©Kinga/SS, firefighter ©Mike Brake/SS, letter carrier ©Getty Images, pilot ©Andresr/SS, motorbike ©chere/SS; 84 dentist ©Kzenon/SS, taxi ©Diego Cervo/SS, doctor ©Nadino/SS, firefighter ©Photo Love/SS, bus driver ©George Doyle/Stockbyte/Getty Images, coach ©Monkey Business images/SS; 85 coach ©Getty Images, dentist ©CandyBox Images/SS, gardening ©Kinga/SS, homemaker ©iofoto/SS, chef ©michaeljung/SS, doctor ©Dusan Zidar/SS, pilot ©Blend Images/SS, motorbike ©chere/SS, firefighter ©Mike Brake/SS, taxi ©Diego Cervo/SS, letter carrier ©Getty Images; 87 salesperson ©Hero Images/Corbis, zookeeper ©John Ray Upchurch/SS, writer ©Monkey Business images/SS; 89 police ©Vladru/SS, xray ©Goodluz/SS, fire station ©George W. Bailey/SS, office ©mtlapcevic/SS, bookstore ©Jurgita Genyte/SS, dentist ©ariadna de raadi/SS, restaurant ©Alexey Arkhipov/SS, hospital ©Pete Spiro/SS; 90 doctor ©sergey02/IS, hospital ©Galina Barskaya/SS, fire station ©Glen Jones/SS, bookstore ©J.M.P.M. Seijger/SS, office ©Africa Studio/SS, dentist ©fototeller/SS; 91 zookeeper ©John Ray Upchurch/SS, doctor ©Monkey Business images/SS, writer ©Monkey Business images/SS, firefighter ©Mike Brake/SS, salesperson ©Hero Images/Corbis, chef ©VGstockstudio/SS, fire station ©George W. Bailey/SS, bookstore ©Jurgita Genyte/SS, restaurant ©Alexey Arkhipov/SS, hospital ©Pete Spiro/SS, office ©mtlapcevic/SS, giraffes ©Evgeniya Uvarova/SS; 97 thermometer © Sergei Razvodovskii | signature © Darko Kovacevic | painting © Waxart | sculpture © Gan Hui | lounge room © Joseph Gough all Dreamstime. | park Photos.com; 99 rabbit ©Eric Isselee/SS, hamster ©Marina Jay/SS, snake ©Eric Isselee/SS, spider ©Mirek Kijewski/SS, lizard ©raulbaenacado/SS, frog ©Marina Jay/SS; 101 rabbit ©Eric Isselee/SS, lizard ©kamnuan/SS, red snake ©Eric Isselee/SS, red/white hamster ©Lepas/SS, tan hamster ©Eric Isselee/SS, toad ©Hintau Aliaksei/SS, tarantula ©Andrew Burgess/SS, milk snake ©Eric Isselee/SS; 102 yellow snake ©Kuznetsov Alexey/SS, spider ©nico99/SS, toad ©Tom Reichner/SS, rabbit ©Halina Yakushevich/SS, lizard ©Valik/SS, hamster ©Ingrid Prats/SS; 103 rabbit ©Eric Isselee/SS, lizard ©kamnuan/SS, toad ©Hintau Aliaksei/SS, tarantula ©Andrew Burgess/SS, hamster ©TAGSTOCK1/SS, milk snake ©Eric Isselee/SS; 105 firefighter ©Mike Brake/SS, motorbike ©chere/SS, rabbit ©Kirill Ilchenko/SS, snake ©nattanan726/SS, hospital ©Pete Spiro/SS, xray ©Goodluz/SS, chef ©VGstockstudio/SS, pilot ©Andresr/SS, toad ©Tom Reichner/SS, lizard ©raulbaenacado/SS, police ©Vladru/SS, restaurant ©Alexey Arkhipov/SS; 106 tree ©Cameramanz/Shutterstock.

# Contents



## STUDENT BOOK

<b>Unit 1</b>	How do you go to the park? . . . . .	4
	Do you like to play soccer? . . . . .	10
	Phonics: sh; th; ch, tch; wh, ph . . . .	16
<b>Unit 2</b>	He's writing a postcard. . . . .	24
	Review . . . . .	30
	Learn more . . . . .	32
	Phonics: ar, or; ir, ur; er, or; air, are . . . . .	34
<b>Unit 3</b>	How much is the green rocket? . . .	42
	Whose shoes are these? . . . . .	48
	Phonics: oo; ou, ow; oi, oy; o . . . . .	54
<b>Unit 4</b>	I'm looking for a can of soup. . . . .	62
	Review . . . . .	68
	Learn more . . . . .	70
	Phonics: au, aw; all; schwa sound ə; schwa sound a . . . .	72
<b>Unit 5</b>	My mom's a pilot. . . . .	80
	Where does your grandma work? . . .	86
	Phonics: ous; tion, sion; ture . . . . .	92
<b>Unit 6</b>	Why do you want a snake? . . . . .	98
	Review . . . . .	104
	About me. . . . .	106
	Phonics: Syllables. . . . .	108
	Phonics Review . . . . .	118
<b>Word list.</b>	. . . . .	121
<b>Scope and Sequence.</b>	. . . . .	122

## ACTIVITY BOOK

<b>Unit 1</b>	How do you go to the park? . . . .	AB4
	Do you like to play soccer? . . . .	AB10
<b>Unit 2</b>	He's writing a postcard. . . . .	AB16
	Review . . . . .	AB22
	Learn more . . . . .	AB23
<b>Unit 3</b>	How much is the green rocket? . . .	AB24
	Whose shoes are these? . . . . .	AB30
<b>Unit 4</b>	I'm looking for a can of soup. . . .	AB36
	Review . . . . .	AB42
	Learn more . . . . .	AB43
<b>Unit 5</b>	My mom's a pilot. . . . .	AB44
	Where does your grandma work? . . . . .	AB50
<b>Unit 6</b>	Why do you want a snake? . . . .	AB56
	Review . . . . .	AB62
	About me. . . . .	AB63
<b>Word list.</b>	. . . . .	AB64
<b>Well Done! Certificate</b>	. . . . .	AB65



Unit

1

# How do you go to the park?

## Look, listen, and talk

Track  
1

Where do you go on Sunday?

I go to the park on Sunday.

How do you go to the park?

I go by bus.

Do you go to the park?

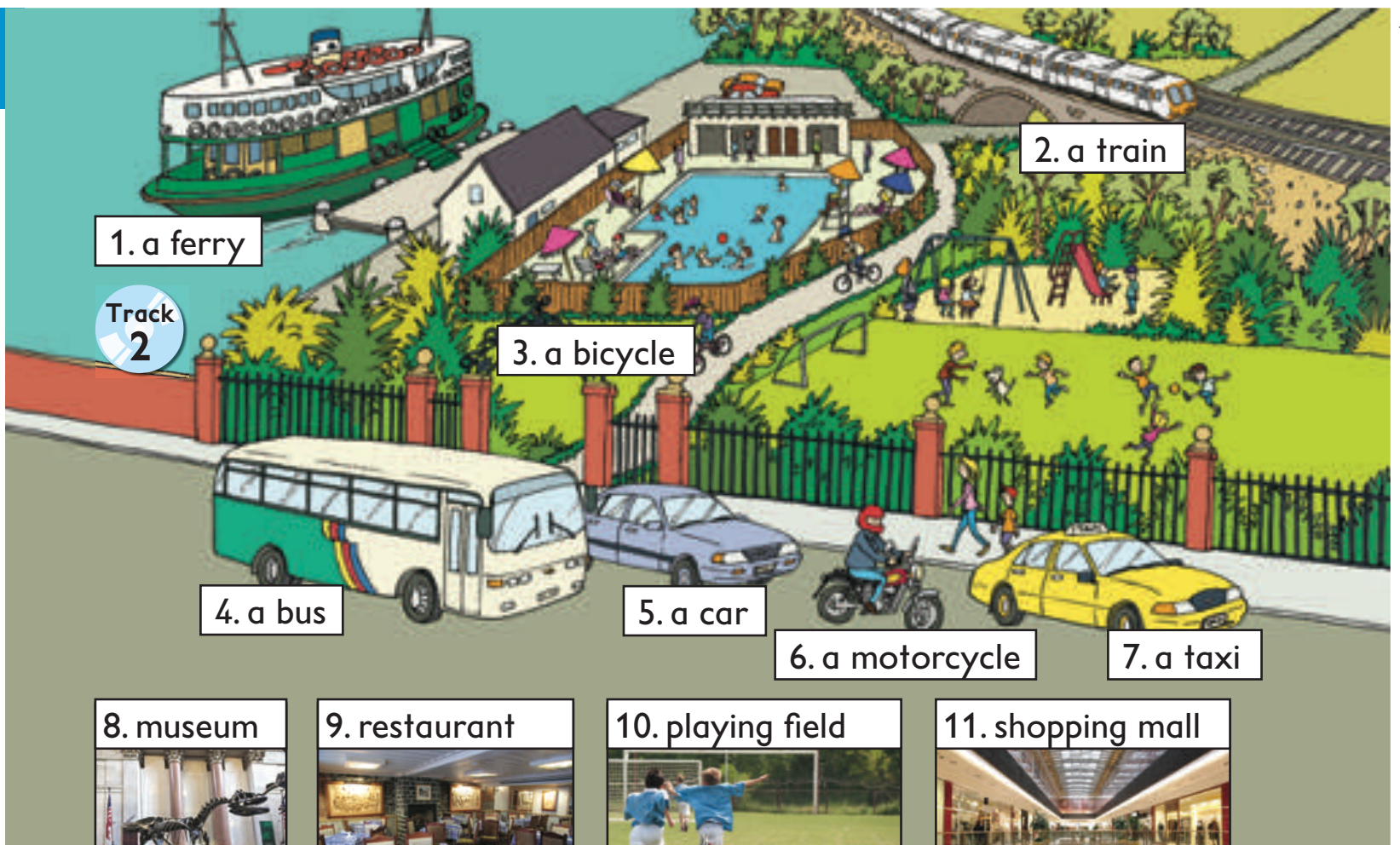
Yes, I do.

Do you go by bus?

No, I don't. I go by train.

How do you go to the park?

I go by bus and by train.



1. a ferry

2. a train

Track  
2

3. a bicycle

4. a bus

5. a car

6. a motorcycle

7. a taxi

8. museum




9. restaurant



10. playing field



11. shopping mall



12. park



13. supermarket



14. movie theater



15. swimming pool



## Talk.

Where do you go on \_\_\_\_?



I go to the ... on \_\_\_\_.



# Sing

Track  
3

How do you go?  
How do you go?  
How do you go?



How do you go  
to the restaurant?  
I go by car.

How do you go  
to the playing field?  
I go by ferry.



How do you go  
to the shopping mall?  
I go by taxi.



How do you go  
to the library?  
I go by bicycle.



How do you go  
to the museum?  
I go by motorcycle.




How do you go?  
How do you go?  
How do you go?



# Listen

## A. Listen and choose.

Track 4





1. museum

2. movie theater

3. shopping mall


4. swimming pool

5. supermarket




## B. Listen and check a or b.

Track 5



## C. Listen and say.

Track 6



# Practice

## A. Look and choose.



by ferry

by bicycle

by bus

by train

by motorcycle

by taxi

## B. Read and say.



I go to the supermarket on Tuesday.  
 I go by car.  
 I go to the museum on Wednesday.  
 I go by bicycle.  
 I go to the restaurant on Friday.  
 I go by taxi.  
 Where do you go on Friday?

## C. Ask and answer.

Do you go to the ...?

Do you go by \_\_\_\_?



Yes, I do.

No, I don't.  
 I go by \_\_\_\_.


# Play and learn



How do you go to the swimming pool?



I go by motorcycle.



Unit

1

# Do you like to play soccer?

## Look, listen, and talk

Track  
7

Do you like to play soccer?



No, I don't but I like to watch soccer.



Yes, I do!

Are you on a soccer team?



Yes, I am.



Where do you play soccer?




I play soccer at the soccer stadium.



Is that your soccer ball?



Yes, it is.






# Talk.

Do you like to watch ...?



Do you like to play ...?



....


....

# Sing

Track  
9

Play. Watch. Play. Watch.  
Play. Watch. Play.

Do you like to play baseball?  
Yes, I do. Yes, I do.  
I like to play baseball.  
Yes, I do.



Do you like to watch volleyball?  
Yes, I do. Yes, I do.  
I like to watch volleyball.  
Yes, I do.



Do you like to play soccer?  
No, I don't. No, I don't,  
but I like to watch soccer.  
Yes, I do.





Play. Watch. Play. Watch.  
Play. Watch. Play.



# Listen

## A. Listen and choose.


Track 10



- 1
- 2
- 3
- 4
- 5

## B. Listen and check a or b.

Track 11



## C. Listen and say.

Track 12



# Practice

## A. Look and choose.



- |                                     |                                       |                                    |
|-------------------------------------|---------------------------------------|------------------------------------|
| <input type="checkbox"/> volleyball | <input type="checkbox"/> table tennis | <input type="checkbox"/> soccer    |
| <input type="checkbox"/> baseball   | <input type="checkbox"/> basketball   | <input type="checkbox"/> badminton |

## B. Read and say.



I like to watch baseball at the baseball stadium.  
 I like to play baseball at the park.  
 Do you like to play baseball?  
 Are you on a baseball team?

## C. Ask and answer.

Where do you play ...?

Are you on a ... team?



I play ....




....



# Play and learn

Where do you play basketball?

I play basketball at the basketball court.



## A. Look, listen, and say.


P-CD

Track

1




1. **shop**




2. **shapes**



3. **ship**



4. **fish**



5. **bush**



6. **trash**

## B. Listen, write, and read.

P-CD

Track

2

1. This is a flower \_\_\_\_\_.
2. There are five \_\_\_\_\_.
3. This is a big \_\_\_\_\_.
4. I like \_\_\_\_\_.
5. The \_\_\_\_\_ is green.
6. Here is the \_\_\_\_\_.



### C. Listen, fill in the missing letters, and read.

P-CD  
Track  
3

1. \_\_\_ \_\_rimp



2. radi\_\_\_ \_\_



3. \_\_\_ \_\_eep



4. \_\_\_ \_\_ell



5. bru\_\_\_ \_\_



6. \_\_\_ \_\_oe



### D. Look, write, and read the words.



1



2



3



4



5



6

### E. Read the story.

Track  
4 P-CD

Shelly has a **shop**. She sells fish, **shrimp**, and **shells** in the **shop**. Shane likes to eat fish and **shrimp**. On Fridays, he buys fish from **Shelly's shop**. Today, he buys **shrimp** too. **Shelly** is happy that **Shane** likes her fish and **shrimp**. **She** gives him a **shell** as well!



# th

The letters **th** can make two sounds.  
 The unvoiced "th" sound as in the word "thumb."  
 The voiced "th" sound as in the word "the."


## A. Look, listen, and say.

P-CD

Track  
5



1. **thumb**



2. **math**



3. **bath**



4. **mother**



5. **father**

Weather		
Monday	Tuesday	Wednesday

6. **weather**

## B. Listen, fill in the missing letters, and read.

P-CD  
Track  
6


unvoiced

# th

3



1. \_\_\_ree



2. mou\_\_\_



3. tee\_\_\_

voiced

# th



4. clo\_\_\_es



5. fea\_\_\_er



6. bro\_\_\_ers

### C. Listen, write, and read.



1. This is my \_\_\_\_\_.
2. My favorite class is \_\_\_\_\_.
3. That is a \_\_\_\_\_.
4. My \_\_\_\_\_ has black hair.
5. My \_\_\_\_\_ has a beard.
6. The \_\_\_\_\_ is sunny on Monday.



### D. Read and write the words.

unvoiced

th

\_\_\_\_\_

\_\_\_\_\_

\_\_\_\_\_

voiced

th


\_\_\_\_\_

\_\_\_\_\_

\_\_\_\_\_

the  
think  
this  
thing  
that  
something

### E. Read the story.



My name is Beth. I am **thirteen**. **This** is my family. **This** is my mother and **that** is my father. My mother is **thirty** and my father is **thirty-three**. **They** are **math** teachers. **This** is my brother. He is **thirteen** too. His favorite class is **math**!



## ch tch

The letters **ch** and **tch** make the same sound in these words.

### A. Look, listen, and say.

P-CD

Track 9



1. **chair**



2. **beach**




3. **lunch**



4. **catch**



5. **kitchen**



6. **patch**

### B. Listen, fill in the missing letters, and read.

P-CD

Track 10

1. swi \_\_\_\_\_



2. pea \_\_\_\_\_



3. sandwi \_\_\_\_\_



4. ma \_\_\_\_\_



5. wa \_\_\_\_\_



6. \_\_\_\_\_eese



### C. Listen, write, and read.

P-CD  
Track  
11



1. This is my \_\_\_\_\_.
2. We like to go to the \_\_\_\_\_.
3. It's time for \_\_\_\_\_.
4. She can \_\_\_\_\_ the ball in her cap.
5. Here is the \_\_\_\_\_.
6. He has a \_\_\_\_\_ on his jeans.

### D. Listen and write the words.

P-CD  
Track  
12

1. \_\_\_\_\_
2. \_\_\_\_\_
3. \_\_\_\_\_
4. \_\_\_\_\_
5. \_\_\_\_\_
6. \_\_\_\_\_

### E. Read the story.

P-CD  
Track  
13

On Sunday, **Chad** and I play **chess** in the morning. I look at my **watch**. It's twelve thirty. It's time for **lunch**. We go to the **kitchen**. I have a **cheese sandwich** and a **peach**. **Chad** has a **sandwich** too. After **lunch**, we play ball. We take turns to **catch** the ball.




# wh ph

The letters **wh** make the "w" sound.  
The letters **ph** make the "f" sound.


## A. Look, listen, and say.

P-CD

Track  
14



1. **wh**ale




2. **wh**ite



3. **wh**eel



4. **ph**otograph



5. **ph**elephant



6. **ph**abet

## B. Listen, fill in the missing letters, and read.

P-CD

Track  
15

1. dol \_\_\_ in



2. \_\_\_ eelbarrow



3. tro \_\_\_ y



4. \_\_\_ istle



5. \_\_\_ isk



6. tele \_\_\_ one





## C. Listen, write, and read.

P-CD

Track  
16

1. The \_\_\_\_\_ is big.
2. The paint is \_\_\_\_\_.
3. This is a \_\_\_\_\_.
4. Here is a \_\_\_\_\_ of my cat.
5. The \_\_\_\_\_ is gray.
6. I can read the \_\_\_\_\_.



## D. Read and write Yes or No.

1. Whales are white. \_\_\_\_\_
2. Elephants are red. \_\_\_\_\_
3. Whales are big. \_\_\_\_\_
4. The alphabet has 20 letters. \_\_\_\_\_
5. Dolphins swim in the sea. \_\_\_\_\_



## E. Read the story.

P-CD

Track  
17

Phil is at the zoo. He sees a big **w**hale. The **w**hale is black and **w**hite. He sees a big gray ele**p**hant too. **P**hil likes the dol**p**hin. He buys a **p**hoto**g**raph of the dol**p**hin at the zoo shop. The dol**p**hin is jumping through a **w**heel.



Unit

2

# He's writing a postcard.

## Look, listen, and talk

Track  
13

Where are you going?

I'm going to the post office.

What are you doing?

I'm buying some paper and two envelopes.

What's he doing?

He's writing a postcard.

Who's it for?

It's for his grandma.

What's she doing?

She's mailing a letter.



Track  
14

1. buying some stamps



2. wrapping a box



3. writing a postcard



4. mailing a letter

5. a stamp



6. tape



7. a postcard



8. a mailbox




9. a box



10. a letter



11. an envelope



## Talk.

Where are you going?

What are you doing?



I'm going ....

I'm ....

# Sing

Track  
15

Where is she going?

She's going to the post office.

What is she doing?

She's buying a postcard.

Who's it for?

It's for her grandpa.

Where's he going?


He's going to the mailbox.

What's he doing?

He's mailing a letter.

Who's it for?

It's for his grandma.



# Listen

## A. Listen and choose.

Track 16



- 1
- 2
- 3
- 4
- 5



## B. Listen and check a or b.

Track 17

1	2	3	4
<p>a <input type="checkbox"/></p> <p>Where's he going?</p>	<p>a <input type="checkbox"/></p> <p>He's buying some stamps.</p>	<p>a <input type="checkbox"/></p> <p>Who's it for?</p>	<p>a <input type="checkbox"/></p> <p>It's for my grandma.</p>
<p>b <input type="checkbox"/></p> <p>What's she doing?</p>	<p>b <input type="checkbox"/></p> <p>He's buying some envelopes.</p>	<p>b <input type="checkbox"/></p> <p>What are you wrapping?</p>	<p>b <input type="checkbox"/></p> <p>It's for my grandpa.</p>

## C. Listen and answer.

Track 18



# Practice

## A. Look and choose.



a box

an envelope

tape

a letter

a postcard

a stamp

## B. Read and say.



I'm buying some stamps and some envelopes.  
 I'm buying a box and some tape.  
 I'm mailing a box. It's a birthday present.  
 It's for my grandpa.  
 It's his birthday.

## C. Ask and answer.

What are you writing?


Who's it for?



I'm writing a \_\_\_\_\_.

It's for my \_\_\_\_\_.

# Play and learn



What is she buying?

1. What is she buying?

2. What's he mailing?

3. What is she wrapping?

4. What's she writing?

5. Where is he going?



She's buying stamps.



# Review

## A. Read and say.



## B. Read again and match.



1	I'm mailing a letter.		
2	I play soccer at the playing field.		
3	I'm on a soccer team.		
4	It's for my grandma.		




# C. Listen and check a or b.


Track  
19

1

a



b



2

a




b




3

a




b




4

a




b




5

a




b




6

a



b




Where do you go on Saturday?  
 I go to .... I go by ....  
 Do you like to play ...?  
 Are you on a ... team?  
 What are you buying?  
 Who's it for?

# Learn more



## A. Listen and say the numbers.

Track 20



100  
one hundred



200  
two hundred



300  
three hundred



400  
four hundred



500  
five hundred



600  
six hundred



700  
seven hundred



800  
eight hundred



900  
nine hundred



1,000  
one thousand

## B. Listen, read, and say.

Track 21





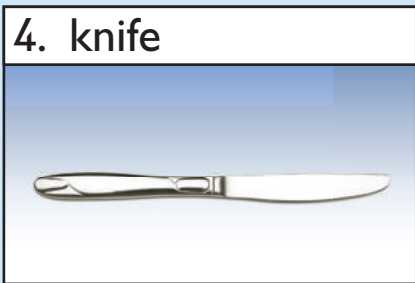


How many are there?

One, two, three ....



# C. Listen and say.

Track  
22



# D. Listen, read, and say.

Track  
23



ar

or

P-CD

Track  
18


## A. Look, listen, and say.



1. farm



2. park



3. shark



4. port



5. shorts




6. horse

P-CD

Track  
19

## B. Listen, write, and read.

1. There are animals at the \_\_\_\_\_.
2. We like to play at the \_\_\_\_\_.
3. The \_\_\_\_\_ swims in the sea.
4. The ships are in the \_\_\_\_\_.
5. Here are my \_\_\_\_\_.
6. I can ride a \_\_\_\_\_.



### C. Listen, fill in the missing letters, and read.

P-CD  
Track  
20

1. c \_\_\_\_ d



2. f \_\_\_\_ k




3. c \_\_\_\_ n



4. st \_\_\_\_



5. f \_\_\_\_ ty



6. c \_\_\_\_ t



### D. Look and write the words.



1



2



3



4



5



6

P-CD  
Track  
21

### E. Read the story.

We go to the **farm** by **car**. There is a **horse** and **cart** on the **farm**. The name of the **horse** is **Spark**. **Spark** is big and strong. I give **Spark** some **corn** with a **fork**. **Spark** likes the **corn** and he **starts** to pull the **cart** around the **farm**.



ir

ur

## A. Look, listen, and say.

P-CD

Track  
22




1. girls



2. T-shirt



3. dirty



4. hamburger



5. nurse



6. surfing

## B. Listen, fill in the missing letters, and read.

P-CD

Track  
23

ir



1. b \_ \_ d

30



2. th \_ \_ ty



3. sk \_ \_ t

ur



4. t \_ \_ tle



5. p \_ \_ se



6. p \_ \_ ple

### C. Listen, write, and read.

P-CD

Track  
24

1. The \_\_\_\_\_ are eating lunch.
2. The \_\_\_\_\_ is yellow.
3. His clothes are very \_\_\_\_\_.
4. I'll eat the \_\_\_\_\_.
5. She is the school \_\_\_\_\_.
6. I go \_\_\_\_\_ at the beach.



### D. Write the words.

**ir**





\_\_\_\_\_

\_\_\_\_\_

\_\_\_\_\_

**ur**





\_\_\_\_\_

\_\_\_\_\_

\_\_\_\_\_

### E. Read the story.

P-CD

Track  
25

There's a **girl** at the park. She's wearing a **purple skirt** and a pink T-**shirt**. The **girl** has a **bird**. The **bird** can **chirp**. It can **turn** and **twirl** too. The **bird** **twirls** into the mud. Now the **girl** and her **bird** are **dirty**!



er or

The letters **er** and **or** make the same sound in these words.

## A. Look, listen, and say.

P-CD  
Track  
26



1. comput**er**



2. spider



3. summ**er**



4. mirror



5. doctor




6. motor**or**cycle

## B. Listen, fill in the missing letters, and read.

P-CD  
Track  
27

er



1. eras \_\_\_\_\_



2. fing \_\_\_\_\_



3. scoot \_\_\_\_\_

or



4. janit \_\_\_\_\_



5. calculat \_\_\_\_\_



6. alligat \_\_\_\_\_



### C. Listen, write, and read.

P-CD

Track  
28

1. This is a \_\_\_\_\_.
2. The \_\_\_\_\_ is in a web.
3. We go to the beach in \_\_\_\_\_.
4. I can see myself in the \_\_\_\_\_.
5. My mom's a \_\_\_\_\_.
6. We go to the park by \_\_\_\_\_.



### D. Listen and write the words.

P-CD

Track  
29

1. \_\_\_\_\_
2. \_\_\_\_\_
3. \_\_\_\_\_
4. \_\_\_\_\_
5. \_\_\_\_\_
6. \_\_\_\_\_

### E. Read the story.

P-CD

Track  
30

It's summer and it's a sunny day.  
I go to the river with my father.  
We ride his motorcycle.  
The weather is hot. The water  
in the river is cold. I want to  
go swimming in the river, but  
alligators swim in the river too.  
No swimming for me today!



air are

P-CD

Track

31

A. Look, listen, and say.



1. hair




2. stairs



3. airplane



4. hare



5. square



6. scarecrow

P-CD

Track

32

B. Listen, fill in the missing letters, and read.

air

1. h \_ \_ \_

2. st \_ \_ \_ s

3. ch \_ \_ \_

4. f \_ \_ \_

5. rep \_ \_ \_

6. p \_ \_ \_

are

7. h \_ \_ \_

8. squ \_ \_ \_

9. b \_ \_ \_

10. sh \_ \_ \_

11. sc \_ \_ \_

12. c \_ \_ \_

## C. Listen, write, and read.

P-CD

Track  
33

1. She has long, brown \_\_\_\_\_.
2. The girl is walking down the \_\_\_\_\_.
3. The \_\_\_\_\_ is in the sky.
4. The \_\_\_\_\_ can jump high.
5. This shape is a \_\_\_\_\_.
6. The birds don't like the \_\_\_\_\_.



## D. Read and write Yes or No.

1. Two shoes make a pair. \_\_\_\_\_
2. You sleep on a chair. \_\_\_\_\_
3. All girls have long hair. \_\_\_\_\_
4. A square has four sides. \_\_\_\_\_



## E. Read the story.

P-CD

Track  
34

I like to play with my **airplanes**.  
I **share** my **airplanes** with my friend  
**Clare**. I stand on a **square** box and Clare  
stands on a **chair**. We throw our **airplanes**  
up in the **air**. Oh no! Clare's **airplane** smashes  
into the **stairs**. Here's some glue to **repair** it.



Unit


3

# How much is the green rocket?

## Look, listen, and talk


Track  
24

How much are the red and blue rockets, please?



They're cheap.  
They're six dollars each.

How much is  
the green rocket?



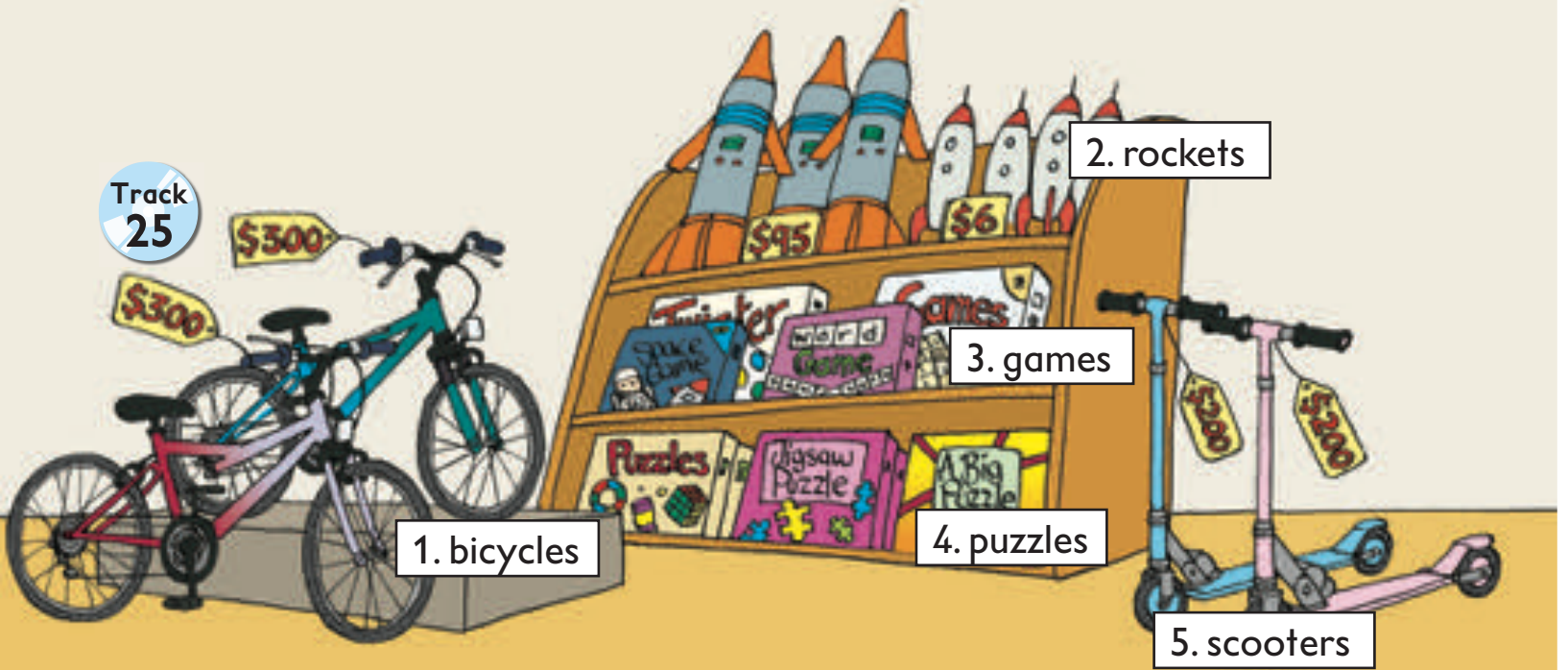
Wow! It's expensive.  
It's ninety-five dollars.  
It's almost one hundred dollars!

The big puzzles are cheap.  
The small puzzles are very cheap!



The small game is expensive.  
The big game is very expensive!


Track  
25




6. a skateboard



7. a kite



8. building blocks



## Talk.

How much is the \_\_\_\_?



It's \_\_\_\_ dollars.



# Sing

Track  
26

How much are the balls?  
They're one dollar each.  
They're very cheap. Wow!



How much are the puzzles?  
They're five dollars each.  
They're cheap. Wow!



How much is the game?  
It's ninety-nine dollars.  
It's expensive. Wow!



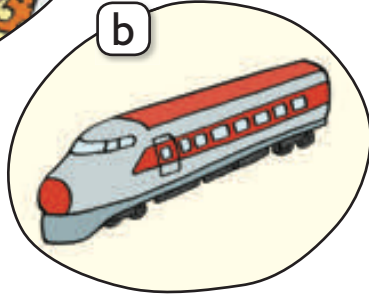

How much is the train?  
It's two hundred dollars.  
It's very expensive. Wow!





# Listen

## A. Listen and choose.

Track 27



- 1
- 2
- 3
- 4
- 5



## B. Listen and check a or b.

Track 28

1

a	
b	

2

a	
b	

3

a	
b	

4

a	
b	


## C. Listen and say.

Track 29



# Practice

## A. Look and choose.



building blocks

a skateboard

rockets

a kite

puzzles

games

## B. Read and say.



The small puzzles are two dollars each.  
They're very cheap.  
The big rocket is ninety-nine dollars.  
It's almost one hundred dollars.  
Wow! It's very expensive.

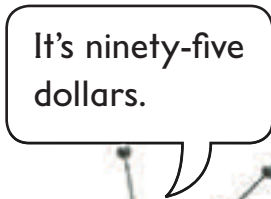


How much are the ...?

They're ....





# Play and learn




Unit


3

# Whose shoes are these?

## Look, listen, and talk

Track  
30





## Talk.

Is this \_\_\_\_ yours?  
It has \_\_\_\_.



No, it's not.  
It's \_\_\_\_.




# Sing

Track  
32

This, these!  
This, these!

Whose shorts are these?  
They have checks. Are they yours?  
No, they're not.  
They're his.  
They're his.



Whose shirt is this?  
It has dots. Is it yours?  
No, it's not.  
It's hers.  
It's hers.



Whose pants are these?  
They have stripes. Are they yours?  
Yes, they are.  
Yes, they are.  
They're mine!

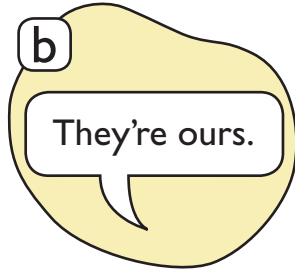
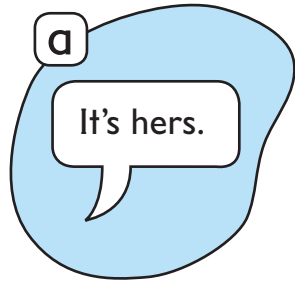


This, these!  
This, these!


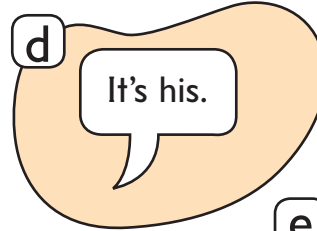
# Listen

## A. Listen and choose.

Track 33






- 1
- 2
- 3
- 4
- 5



## B. Listen and check a or b.

Track 34



## C. Listen and say.

Track 35



# Practice

## A. Look and choose.



a coat

a shirt

a hat

socks

shoes

shorts

## B. Read and say.



Whose shirt is this? It has dots.

Is it his?

Is it hers?

Whose pants are these?

They have checks.

Are they yours?




## C. Ask and answer.

Whose \_\_\_\_ is this?

It \_\_\_\_.

Whose \_\_\_\_ are these?

They \_\_\_\_.



It's \_\_\_\_.

They're \_\_\_\_.





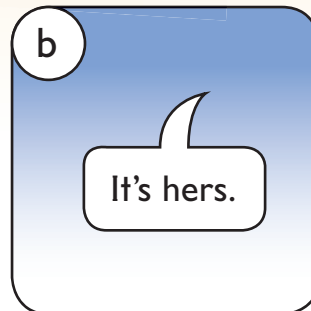

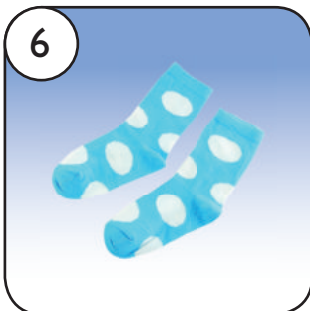

# Play and learn



Whose skirt is this?  
It has stripes.



It's hers.





The letters **oo** can make a short sound as in "good" and a long sound as in "cool."

## A. Look, listen, and say.

P-CD  
Track  
35



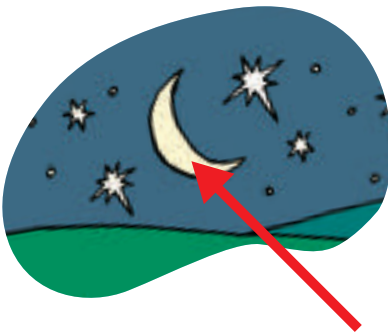
1. **book**



2. **cook**




3. **foot**



4. **moon**



5. **noodles**



6. **food**

## B. Listen, fill in the missing letters, and read.

P-CD  
Track  
36

short



1. h \_ \_ k



2. c \_ \_ kie



3. w \_ \_ d

long



4. p \_ \_ l



5. br \_ \_ m



6. sp \_ \_ n



### C. Listen, write, and read.

P-CD  
Track  
37

1. I like to read my English \_\_\_\_\_.
2. He'll \_\_\_\_\_ the soup on the stove.
3. This is my \_\_\_\_\_.
4. The \_\_\_\_\_ is in the sky at night.
5. I like to eat \_\_\_\_\_ for lunch.
6. What kind of \_\_\_\_\_ do you like?



### D. Read and write the words.

short



---

---

---

long



---

---

---

cool  
good  
look  
balloon  
scooter  
wood

### E. Read the story.

P-CD  
Track  
38

My sister and I like to **cook**. We have a **good** **cookbook**. We **look** at the **book** to **cook** **food**. I like **cookies**. My sister likes **noodles**. Today we're **cooking** **noodles** with a **wooden** **spoon** and a **pot**. The **noodles** smell **good**. Yum!



OU

OW

## A. Look, listen, and say.

P-CD

Track  
39



1. house



2. mountain



3. couch



4. clown



5. town




6. flowers

## B. Listen, fill in the missing letters, and read.

P-CD

Track  
40

OU



1. m\_\_\_\_se



2. cl\_\_\_\_d



3. m\_\_\_\_th

OW



4. \_\_\_\_l



5. c\_\_\_\_\_



6. br\_\_\_\_n

## C. Listen, write, and read.


P-CD

Track  
41

1. Here is my \_\_\_\_\_.
2. This \_\_\_\_\_ is very high.
3. I like to sit on the \_\_\_\_\_.
4. The \_\_\_\_\_ is funny.
5. I live in this \_\_\_\_\_.
6. The \_\_\_\_\_ smell good.



## D. Write the words.

1. The  \_\_\_\_\_ is brown and white.

2. My  \_\_\_\_\_ is in the town.

3. The clown has some  \_\_\_\_\_.

4. The  \_\_\_\_\_ has food in its mouth.

## E. Read the story.

P-CD

Track  
42

This is **our** house. It is in a **town** near the **mountains**. **Our** house is **round** and **brown**. A **cow** is **outside** the house. A **mouse** is inside the house. An **owl** is on top of the house. We like **our round brown** house.



oi

oy


## A. Look, listen, and say.

P-CD

Track  
43



1. **co**ins




2. **so**il



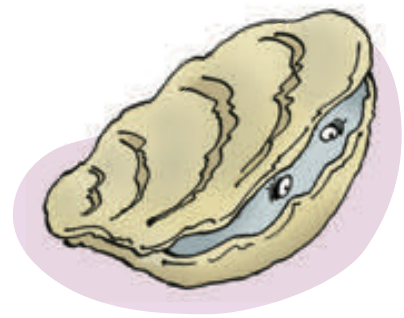
3. **bo**il



4. **bo**ys



5. **to**ys



6. **o**yster

## B. Listen, fill in the missing letters, and read.

P-CD

Track  
44

oi

1. c \_\_\_\_ ns

2. s \_\_\_\_ l

3. b \_\_\_\_ l

4. p \_\_\_\_ nt

5. j \_\_\_\_ n

6. n \_\_\_\_ se

oy

7. b \_\_\_\_ s

8. t \_\_\_\_ s

9. \_\_\_\_ ster

10. enj \_\_\_\_

11. l \_\_\_\_ al

12. ann \_\_\_\_

### C. Listen, write, and read.

P-CD

Track  
45

1. I have \_\_\_\_\_ in my purse.
2. Plants grow in \_\_\_\_\_.
3. We \_\_\_\_\_ the jam in a pot.
4. The \_\_\_\_\_ are eating rice.
5. I like to play with my \_\_\_\_\_.
6. An \_\_\_\_\_ lives in the sea.



### D. Listen and write the words.

P-CD

Track  
46

1. \_\_\_\_\_
2. \_\_\_\_\_
3. \_\_\_\_\_
4. \_\_\_\_\_
5. \_\_\_\_\_
6. \_\_\_\_\_

### E. Read the story.

P-CD

Track  
47

Hello. My name is Troy. I am a boy. I buy toys with my coins. I enjoy playing with my toys. My favorite toy is my truck. I like to play with my truck in the soil outside. I can make a noise like a truck. Do you want to join me?





The letter **o** sometimes makes the "short u" sound.


## A. Look, listen, and say.

P-CD

Track  
48



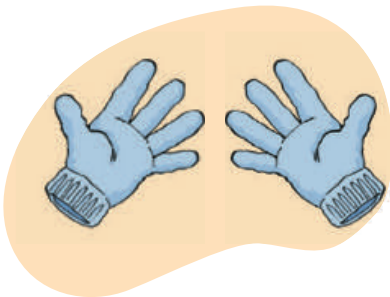
1. **o**ve



2. **o**lors




3. **o**ney



4. **o**ves



5. **o**ther



6. **o**ven

## B. Listen and number.

P-CD

Track  
49

Monday

come

monkey

mother

love

month

other

some

oven

brother

dove

colors



## C. Listen, write, and read.

P-CD

Track  
50

1. This bird is a \_\_\_\_\_.
2. These \_\_\_\_\_ are red, blue, and green.
3. I buy toys with my \_\_\_\_\_.
4. My \_\_\_\_\_ are blue.
5. This boy is my \_\_\_\_\_.
6. The bread is in the \_\_\_\_\_.



## D. Read and write Yes or No.

1. Red is a color. \_\_\_\_\_
2. A girl can be a brother. \_\_\_\_\_
3. I can buy things with money. \_\_\_\_\_
4. I go to school on Monday. \_\_\_\_\_
5. Gloves are for your feet. \_\_\_\_\_



## E. Read the story.

P-CD

Track  
51

It's my mother's birthday this month. I have some money to buy something nice for a present. On Monday, my brother comes to the store with me. We buy some gloves. We love our mother and we think she will be very happy on her birthday.



Unit

4

# I'm looking for a can of soup.

## Look, listen, and talk

Track  
36

Hi. What are you looking for?

I'm looking for a can of soup.

Soup is in aisle three.  
It's on the bottom shelf.

Thanks.

I'm looking for a carton of eggs.


I'm looking for a bag of potato chips.

Potato chips are on  
the top shelf.

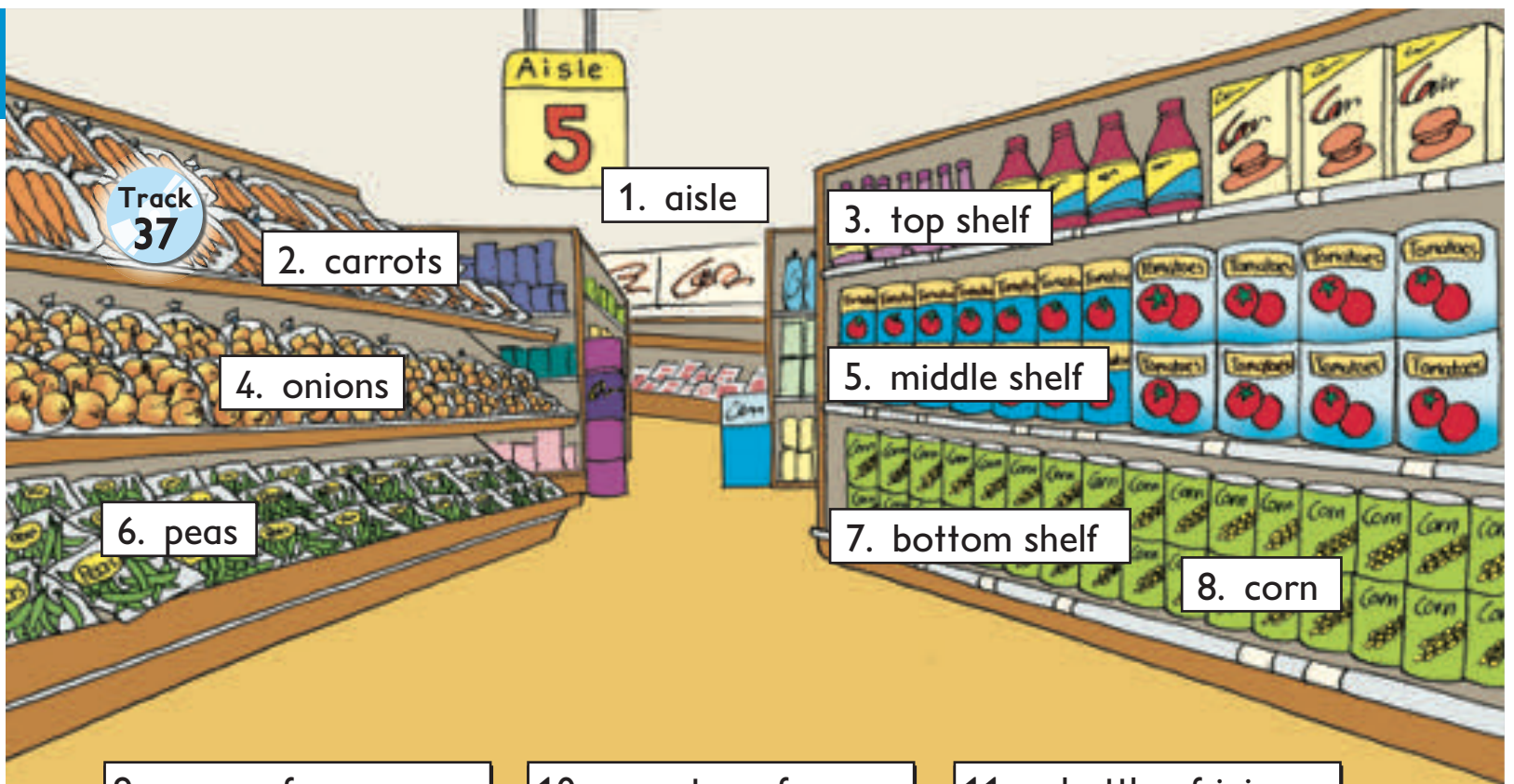
Eggs are on  
the middle shelf.

I'm looking for a bunch of bananas.

I'm sorry. There are no bananas.







Track  
37

1. aisle

2. carrots

3. top shelf

4. onions

5. middle shelf

6. peas

7. bottom shelf

8. corn

9. a can of soup

10. a carton of eggs

11. a bottle of juice

12. a bag of potato chips

13. a bunch of bananas

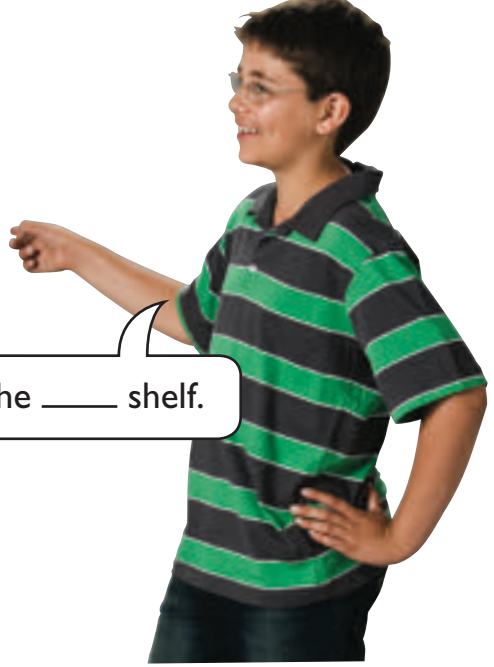
14. a tub of ice cream

# Talk.

I'm looking for a \_\_\_\_\_ of \_\_\_\_\_.




\_\_\_\_\_ on the \_\_\_\_\_ shelf.




# Sing

Track  
38

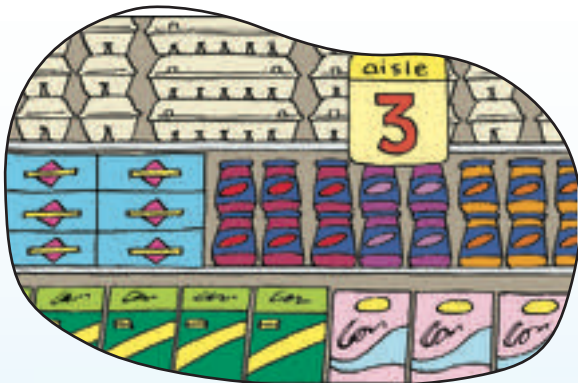
What are you looking for?  
I'm looking for a bunch of bananas.  
Bananas are in aisle one.  
They're on the bottom shelf.



What are you looking for?  
I'm looking for a bag of onions.  
Onions are in aisle two.  
They're on the middle shelf.



What are you looking for?  
I'm looking for a carton of eggs.  
Eggs are in aisle three.  
They're on the top shelf.



What are you looking for?  
I'm looking for a can of corn.  
I'm sorry. There's no corn.



# Listen

## A. Listen and choose.

Track 39



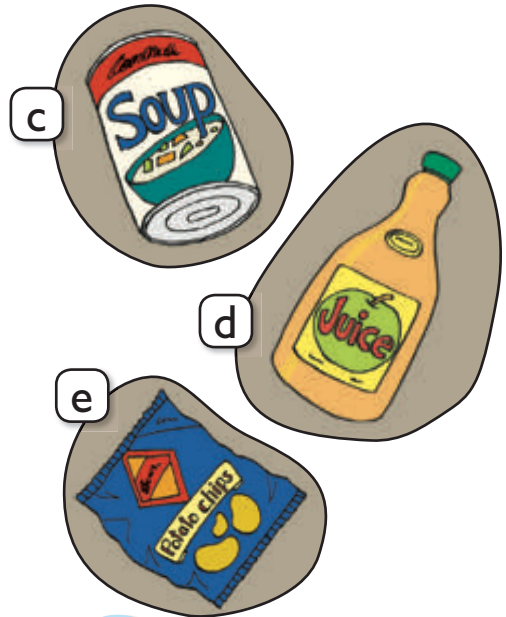
1. aisle 6

2. aisle 3

3. aisle 1

4. aisle 5

5. aisle 4



## B. Listen and check a or b.

Track 40

1		2		3		4	
a		a		a		a	
b		b		b		b	

## C. Listen and say.

Track 41

1	2	3

# Practice

## A. Look and choose.



a bag

a can

a bottle

a carton

a bunch

a tub

## B. Read and say.



It's twelve thirty. It's time for lunch.  
 I want some fish and some vegetables.  
 I'm looking for a bag of carrots and a can of corn.  
 I'm looking for a bottle of water too.  
 What are you looking for?

## C. Ask and answer.

What are you looking for?  
 ... in ....

I'm looking for ....



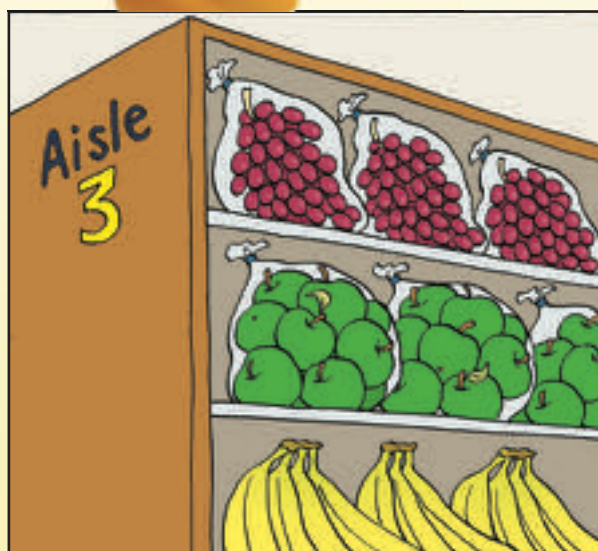
# Play and learn



I'm looking for a bottle of juice.




Juice is in aisle two. It's on the bottom shelf.



# Review

## A. Read and say.



## B. Read again and match.


		True	False
1	Ice cream is in aisle nine.		
2	I'm looking for a carton of milk.		
3	The hat has stripes.		
4	Potato chips are expensive.		

# C. Listen and check a or b .


Track  
42

1

a




b




2

a




b




3

a




b




4

a




b




5

a




b




6

a



b




How much is the ...?  
 How much are the ..., please?  
 Whose \_\_\_\_\_ are these? They have \_\_\_\_\_.  
 Whose \_\_\_\_\_ is this? It has \_\_\_\_\_. Is it yours?  
 I'm looking for ...?  
 It's in ....

# Learn more



## A. Listen, read, and say.


Track  
43





# B. Listen, read, and say.

Track  
44



This is my family.



au

aw

## A. Look, listen, and say.

P-CD  
Track  
52



1. **A**ugust



2. astron**au**t



3. **au**thor



4. **dr**aw



5. **y**awn



6. **str**aw

## B. Listen, fill in the missing letters, and read.

P-CD  
Track  
53

au



1. dinos\_\_ \_\_r



2. f\_\_ \_\_cet



3. l\_\_ \_\_ndry

aw



4. s\_\_ \_\_



5. h\_\_ \_\_k



6. cl\_\_ \_\_

### C. Listen, write, and read.

P-CD

Track  
54

1. My birthday is in \_\_\_\_\_.
2. The \_\_\_\_\_ is in space.
3. The \_\_\_\_\_ is writing a book.
4. I like to \_\_\_\_\_ pictures of myself.
5. I \_\_\_\_\_ when I'm sleepy.
6. My pet sleeps on \_\_\_\_\_.



### D. Read and write Yes or No.

1. Some animals have claws. \_\_\_\_\_
2. August comes after December. \_\_\_\_\_
3. An astronaut goes into space. \_\_\_\_\_
4. A hawk is a bird. \_\_\_\_\_
5. Dinosaurs live on farms. \_\_\_\_\_



### E. Read the story.

P-CD

Track  
55

Paul is an author. His new book is about an astronaut. When she flies a spacecraft into space in August 2020, something goes wrong and she goes back in time. She meets lots of dinosaurs. They eat straw and have very big claws. The astronaut draws them. Paul writes good stories!



# all

### A. Look, listen, and say.


P-CD

Track

56



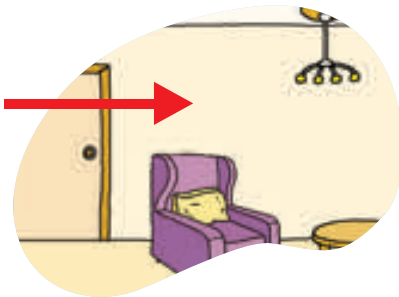
1. ball



2. tall



3. small



4. wall



5. call



6. waterfall

### B. Listen, fill in the missing letters, and read.

P-CD


Track

57

1. footb\_\_\_\_\_



2. basketb\_\_\_\_\_



3. baseb\_\_\_\_\_



4. volleyb\_\_\_\_\_



### C. Listen, write, and read.

P-CD  
Track  
58



1. I like to play with my \_\_\_\_\_.
2. My father is very \_\_\_\_\_.
3. The baby cat is \_\_\_\_\_.
4. There's a picture on the \_\_\_\_\_.
5. I \_\_\_\_\_ my mother on my cell phone.
6. The river has a \_\_\_\_\_.

### D. Listen and write the words.

P-CD  
Track  
59

- |          |          |
|----------|----------|
| 1. _____ | 2. _____ |
| 3. _____ | 4. _____ |
| 5. _____ | 6. _____ |
| 7. _____ | 8. _____ |

### E. Read the story.

P-CD  
Track  
60

I like to play basket**ball** on the weekend. On Saturday, I **call** my friend, Pat. Pat is very **tall**. He's good at basket**ball**. We play in a **small** park near the water**fall**. I throw the **ball** but it hits the **wall**.






Sometimes the letters **a**, **e**, **i**, **o**, and **u** can make the "short u" sound.


## A. Look, listen, and say.

P-CD

Track  
61




1. camels



2. carrots



3. family



4. vegetables



5. circus



6. lion

## B. Listen, write, and read.

P-CD  
Track  
62

1. There are three \_\_\_\_\_ at the zoo.

2. I'll buy a bag of \_\_\_\_\_.

3. This is my \_\_\_\_\_.

4. I want some \_\_\_\_\_, please.

5. I like to go to the \_\_\_\_\_.

6. The \_\_\_\_\_ has claws.



**C. Listen and circle the letter that makes the schwa sound ə in each word.**

P-CD  
Track  
63

1. grandparents



2. pencil



3. lemon



4. parents



5. animals



6. seven



**D. Look, write, and read the words.**



7



1

2

3



4

5

6

**E. Read the story.**

P-CD  
Track  
64

This is a photograph of my family. My sister is four. She has her toy rabbit. My brother is seven. He has a banana. Can you see my parents and my grandparents? I took this photograph so I'm not in it.



# a

The letter **a** can make the "short u" sound at the end of a word.

Unit

4


### A. Look, listen, and say.

P-CD

Track  
65



1. camera



2. harmonica



3. pizza



4. zebra



5. umbrella



6. banana

### B. Listen, write, and read.

P-CD

Track  
66

1. I take photographs with my \_\_\_\_\_.
2. I can play the \_\_\_\_\_.
3. I like to eat \_\_\_\_\_.
4. I can see a \_\_\_\_\_ at the zoo.
5. I use an \_\_\_\_\_ when it's rainy.
6. I'll have a \_\_\_\_\_, please.





### C. Listen, fill in the missing letters, and read.

P-CD  
Track  
67

1. past\_\_\_



2. sod\_\_\_ pop



3. tun\_\_\_



4. gorill\_\_\_



5. pand\_\_\_



6. ballerin\_\_\_



### D. Look, write, and read the words.



1



2



3



4



5



6

### E. Read the story.

P-CD  
Track  
68

I like to go to the zoo. Today I see a panda, a gorilla, and a zebra. The panda is my favorite animal. I take photographs with my camera. I have lunch at the zoo. I have a tuna sandwich and a banana. Yum!



Unit

5

# My mom's a pilot.

## Look, listen, and talk

Track  
45

What does your mom do?

She's a doctor.

What does your dad do?

He's a gardener.

My mom's a pilot  
and my dad's a chef.

Do you want to be  
a chef too?

What do you want to be?

I don't know.

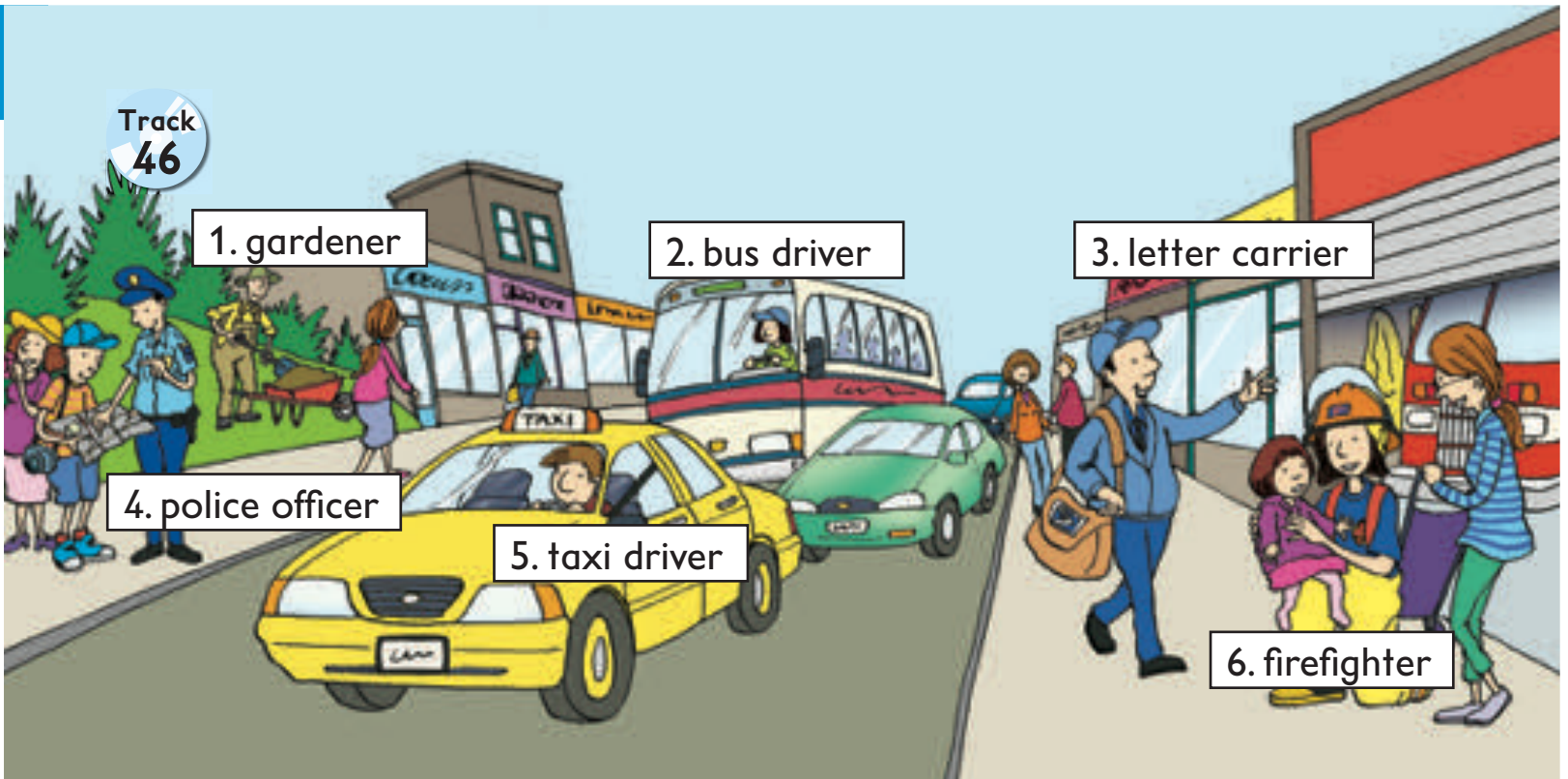
No, I don't.

My mom's a police officer.

Do you want to be  
a police officer?

Yes, I do.  
I want to be  
a police officer too.

Track  
46



1. gardener

2. bus driver

3. letter carrier

4. police officer

5. taxi driver

6. firefighter

7. doctor



8. chef



9. dentist



10. pilot



11. homemaker



12. sports coach



# Talk.

What do you want to be?



I want to be ....



# Sing

Track  
47



What do you want to be?  
What do you want to be?

Do you want to be a pilot?  
No, I don't. No, I don't.



Do you want to be a gardener?  
No, I don't. No, I don't.

Do you want to be a dentist?  
No, I don't. No, I don't.




Do you want to be a doctor?  
Yes, I do. Yes, I do.  
My mom's a doctor.  
I want to be a doctor too.




# Listen

## A. Listen and choose.

Track 48





- 1
- 2
- 3
- 4
- 5




## B. Listen and check a or b.

Track 49



## C. Listen and say.

Track 50



# Practice

## A. Look and choose.



- |                                     |                                      |                                       |
|-------------------------------------|--------------------------------------|---------------------------------------|
| <input type="checkbox"/> bus driver | <input type="checkbox"/> dentist     | <input type="checkbox"/> firefighter  |
| <input type="checkbox"/> doctor     | <input type="checkbox"/> taxi driver | <input type="checkbox"/> sports coach |

## B. Read and say.



My dad's a sports coach and my mom's a taxi driver.  
 My sister's a pilot and my brother's a gardener.  
 My grandpa's a bus driver and my grandma's a chef.  
 I want to be a chef too.  
 What do you want to be?

## C. Ask and answer.

What does your mom do?

She's ....

What does your dad do?

He's ....





# Play and learn



# Where does your grandma work?

## Look, listen, and talk





Track  
52

1. zoo

2. hospital

3. doctor's office

4. fire station

5. bookstore


6. police station

7. dentist's office

8. salesperson

9. zookeeper

10. writer



## Talk.

Where does your mom work?

She works at ....

Where does your dad work?

He works at ....

# Sing

Track  
53

Where does your uncle work?  
He works at a bookstore.  
Is he a salesperson?  
Yes, he's a salesperson!



Where does your aunt work?  
She works at a police station.  
Is she a police officer?  
Yes, she's a police officer!



Where does your cousin work?  
She works at a zoo.  
Is she a zookeeper?  
Yes, she's a zookeeper!



# Listen

## A. Listen and choose.

Track 54



1. hospital

2. fire station

3. bookstore


4. dentist's office

5. police station




## B. Listen and check a or b.

Track 55



## C. Listen and say.

Track 56



# Practice

## A. Look and choose.



- |                                       |   |  |
|---------------------------------------|---|--|
| <input type="checkbox"/> hospital     | <input type="checkbox"/> bookstore        | <input type="checkbox"/> doctor's office |
| <input type="checkbox"/> fire station | <input type="checkbox"/> dentist's office | <input type="checkbox"/> at home         |

## B. Read and say.



My sister works at a hospital. She's a doctor.  
 I want to be a doctor too.  
 My mom works at a police station. She's a police officer.  
 My dad's a firefighter. He works at a fire station.  
 Where do your mom and dad work?


## C. Ask and answer.

Where do your  
 \_\_\_\_\_ and \_\_\_\_\_ work?

My ....




# Play and learn



Is your aunt a writer?



Yes, she works at home.



# OUS

### A. Look, listen, and say.

P-CD

Track  
69



1. famous



2. delicious



3. furious



4. dangerous



5. generous



6. enormous

### B. Listen, write, and read.

P-CD

Track  
70

1. He is a \_\_\_\_\_ author.
2. This hamburger is \_\_\_\_\_.
3. My mother is \_\_\_\_\_ at the cat.
4. It's \_\_\_\_\_ to play near a fire.
5. My friend is very \_\_\_\_\_.
6. The dog is \_\_\_\_\_.



## C. Listen, fill in the missing letters, and read.

P-CD

Track  
71

1. furi\_\_\_\_\_
2. enorm\_\_\_\_\_
3. danger\_\_\_\_\_
4. jeal\_\_\_\_\_
5. previ\_\_\_\_\_
6. prosper\_\_\_\_\_
7. curi\_\_\_\_\_
8. marvel\_\_\_\_\_
9. ambiti\_\_\_\_\_

## D. Read and write Yes or No.

1. A crocodile is dangerous. \_\_\_\_\_
2. Birthday cake is delicious. \_\_\_\_\_
3. An ant is enormous. \_\_\_\_\_
4. Everyone is generous. \_\_\_\_\_
5. Some authors are famous. \_\_\_\_\_



## E. Read the story.

P-CD

Track  
72

Robin likes to cook. He is a very good cook and is famous in our town. He bakes delicious bread and yummy cakes and cookies. Robin is very generous. He makes enormous cakes and gives them to our class. The cakes are delicious and we enjoy eating them.



tion sion

P-CD

Track  
73

A. Look, listen, and say.



1. vacation




2. pollution



3. celebration



4. explosion



5. television



6. division

P-CD

Track  
74

B. Listen, fill in the missing letters, and read.

tion

1. atten\_\_\_\_\_

2. lo\_\_\_\_\_

3. educa\_\_\_\_\_

4. sta\_\_\_\_\_

sion

5. revi\_\_\_\_\_

6. discus\_\_\_\_\_

7. ero\_\_\_\_\_

8. deci\_\_\_\_\_



### C. Listen, write, and read.

P-CD  
Track  
75

1. We are going on \_\_\_\_\_.
2. There is \_\_\_\_\_ in the sky.
3. There's a \_\_\_\_\_ in the park.
4. It's a big \_\_\_\_\_.
5. There's a program on \_\_\_\_\_ about a volcano.
6. I can do \_\_\_\_\_ problems.



### D. Listen and write the words.

P-CD  
Track  
76

1. \_\_\_\_\_
2. \_\_\_\_\_
3. \_\_\_\_\_
4. \_\_\_\_\_
5. \_\_\_\_\_
6. \_\_\_\_\_

### E. Read the story.

P-CD  
Track  
77

My family likes to watch television. There are lots of different programs to watch. I like to watch programs about animals and how to stop pollution. Mom watches programs about vacations. Dad likes to watch sport on television. Sometimes, it's hard for us to choose what program to watch.



# ture

### A. Look, listen, and say.

P-CD

Track

78



1. nature



2. picture



3. furniture



4. sculpture



5. signature



6. temperature

### B. Listen, write, and read.

P-CD

Track

79

1. I like to look at \_\_\_\_\_ when I'm walking.
2. There's a \_\_\_\_\_ on the wall.
3. There's lots of \_\_\_\_\_ in this room.
4. This is a \_\_\_\_\_.
5. Here is my \_\_\_\_\_.
6. The \_\_\_\_\_ is high and it's hot today.



### C. Listen, fill in the missing letters, and read.

P-CD

Track  
80

1. furni\_\_\_\_\_      2. na\_\_\_\_\_      3. pic\_\_\_\_\_
4. agricul\_\_\_\_\_      5. fu\_\_\_\_\_      6. cul\_\_\_\_\_
7. adven\_\_\_\_\_      8. vul\_\_\_\_\_      9. crea\_\_\_\_\_

### D. Look, write, and read the words.



1



2



3



4



5



6

P-CD

Track  
81



### E. Read the story.

The temperature is high today. It's very hot outside, so I play in my room. I love my room. It's really cool. I have new furniture in my room and I have new pictures on my wall. I like nature, so I have pictures of trees and the sea and a waterfall. My room looks really good.



# Why do you want a snake?

## Look, listen, and talk



# PET STORE


Track  
58



1. soft



2. playful



3. smart



4. cute



5. quiet



6. scary

7. a rabbit



8. a hamster




9. a snake



10. a spider



11. a lizard



12. a frog



## Talk.

Do you have a pet?

What color is your \_\_\_\_\_?

Yes, I do. I have a \_\_\_\_\_.

It's ....

# Sing

Track  
59

Do you have a pet?  
No, I don't! No, I don't!

Do you want a pet?  
Yes, I do! Yes, I do!

What kind of pet do you want?  
I want a spider.  
I want a spider.


A spider! A spider!  
No! No! No!  
Why do you want a spider?  
Spiders are scary!



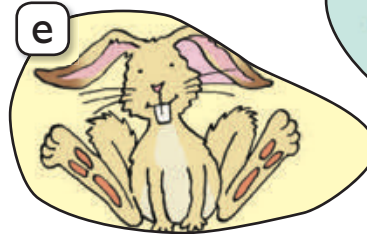


# Listen

## A. Listen and choose.

Track 60







- 1
- 2
- 3
- 4
- 5




## B. Listen and check a or b.

Track 61



## C. Listen and say.

Track 62



# Practice

## A. Look and choose.



- |                                  |                                   |                                    |
|----------------------------------|-----------------------------------|------------------------------------|
| <input type="checkbox"/> a frog  | <input type="checkbox"/> a lizard | <input type="checkbox"/> a hamster |
| <input type="checkbox"/> a snake | <input type="checkbox"/> a spider | <input type="checkbox"/> a rabbit  |

## B. Read and say.



My pet's a lizard.  
Lizards are quiet.  
I want a rabbit.  
Rabbits are quiet and cute.  
Do you want a pet?  
What kind of pet do you want?



## C. Ask and answer.

Do you want a pet?

What kind of pet do you want?




Yes, I do.

I want ....






# Play and learn



What kind of pet do you want?



I want a hamster.  
Hamsters are soft.



a

scary

b

cute

c

quiet

d

playful

e


soft

f

smart

# Review

## A. Read and say.








## B. Read again and circle.

1	My mom works at a <b>zoo</b> / pet store.
2	My pet's a <b>rabbit</b> / hamster.
3	Snakes are <b>smart and scary</b> / soft and cute.



# C. Listen and check a or b .

Track  
63




What does your \_\_\_\_ do?  
 What do you want to be?  
 Where do your \_\_\_\_ and \_\_\_\_ work?  
 Do you have a pet?  
 What kind of pet do you want?  
 Why do you want a \_\_\_\_?

# About me



**Draw your family.**





## Syllables

Words have syllables: "cat" has 1 syllable, "monkey" has 2 syllables – mon/key, "butterfly" has 3 syllables – bu/tter/fly.

A. Look, listen, and say.

P-CD

Track

82



1. **cat**  
cat – 1 syllable



2. **jug**  
jug – 1 syllable



3. **monkey**  
mon/key – 2 syllables



4. **jacket**  
jack/et – 2 syllables



5. **butterfly**  
bu/tter/fly – 3 syllables



6. **magazine**  
mag/a/zine – 3 syllables

## B. Listen and write the number of syllables you hear.

P-CD  
Track  
83

- |             |                                |             |                      |               |                      |
|-------------|--------------------------------|-------------|----------------------|---------------|----------------------|
| 1. window   | <input type="text" value="2"/> | 2. bear     | <input type="text"/> | 3. motorcycle | <input type="text"/> |
| 4. hand     | <input type="text"/>           | 5. alphabet | <input type="text"/> | 6. balloon    | <input type="text"/> |
| 7. computer | <input type="text"/>           | 8. elbow    | <input type="text"/> | 9. alligator  | <input type="text"/> |



## C. Read the story.

P-CD  
Track  
84

There is a story in a magazine about a man and his pets. The man has a big brown bear and an alligator. The man loves his pets. He likes to play with them, but they can be dangerous. He has to take care when he feeds them.



## D. Read and check.

	1 syllable	2 syllables	3 syllables	4 syllables
story		✓		
magazine				
pets				
bear				
alligator				
dangerous				

# Syllables

P-CD

Track  
85

A. Look, listen, and say.



1. **dentist**  
den/tist




2. **hamster**  
ham/ster



3. **basket**  
bas/ket



4. **picnic**  
pic/nic



5. **pencils**  
pen/cils



6. **helmet**  
hel/met



## B. Listen and circle each syllable.

P-CD

Track  
86

1. rainbow
2. circus
3. sister
4. Sunday
5. problem
6. wetsuit
7. turtle
8. airplane
9. subject



## C. Listen, write, and read.

P-CD

Track  
87

1. The \_\_\_\_\_ takes care of teeth.
2. My pet is a \_\_\_\_\_.
3. The food is in the \_\_\_\_\_.
4. They are on a \_\_\_\_\_.
5. These are colored \_\_\_\_\_.
6. I wear a \_\_\_\_\_ on my skateboard.

## D. Read the story.

P-CD

Track  
88

On Sundays, my family and I like to have a picnic in the park. Today, we have juice, pizza, cookies, and fruit in a basket. We are going to Startown Park. Then we are going to the pet store. I'm going to buy a hamster or a turtle.



# Syllables


Syllables in words with long a, e, i, o, and u

P-CD


Track

89

A. Look, listen, and say.



1. tiger  
ti/ger



2. pony  
po/ny



3. pilot  
pi/lot



4. baby  
ba/by



5. music  
mu/sic



6. students  
stu/dents

## B. Listen and circle each syllable.

P-CD

Track  
90

- |          |          |            |
|----------|----------|------------|
| 1. paper | 2. motor | 3. program |
| 4. robot | 5. bugle | 6. spider  |
| 7. lion  | 8. zebra | 9. future  |



## C. Listen, write, and read.

P-CD

Track  
91

1. The \_\_\_\_\_ can run fast.
2. I can ride the \_\_\_\_\_.
3. The \_\_\_\_\_ is in the airplane.
4. This is my \_\_\_\_\_ sister.
5. I like to play \_\_\_\_\_.
6. The \_\_\_\_\_ are in the classroom.

## D. Read the story.

P-CD

Track  
92

I go to the zoo with the students in my class. We see many animals. I like the tigers. There is a mother tiger with her baby. All the students like the cute baby, but it will be a dangerous big tiger in the future!



# Syllables

Syllables in words with long a, e, i, o, and u

P-CD

Track

93


A. Look, listen, and say.



1. **mistake**  
mis/take



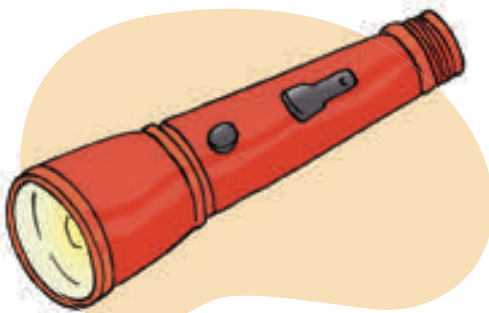
2. **bedtime**  
bed/time




3. **tadpole**  
tad/pole



4. **raincoat**  
rain/coat



5. **flashlight**  
flash/light



6. **grapefruit**  
grape/fruit

## B. Listen, write, and read.

P-CD

Track  
94

1. I made a \_\_\_\_\_.
2. Nine o'clock is my \_\_\_\_\_.
3. A \_\_\_\_\_ is a baby frog.
4. I wear a \_\_\_\_\_ when the weather is rainy.
5. I use a \_\_\_\_\_ at night.
6. I don't like to eat \_\_\_\_\_.

## C. Say the words and circle the syllables with a long a, e, i, o, or u sound.

- |             |             |            |
|-------------|-------------|------------|
| 1. elbow    | 2. monkey   | 3. peanut  |
| 4. birthday | 5. rainbow  | 6. July    |
| 7. airplane | 8. thirteen | 9. recruit |



## D. Read the story.

P-CD

Track  
95

It's a rainy day. I put on my raincoat and go outside to look for tadpoles. A tadpole is a baby frog. I can see thirteen tadpoles in the pond. Tadpoles like the rain. In the future, the tadpoles will be frogs.



# Syllables

Syllables in words with ar, er, ir, or, ur, and le

P-CD

Track

96

A. Look, listen, and say.



1. **garden**



2. **lantern**



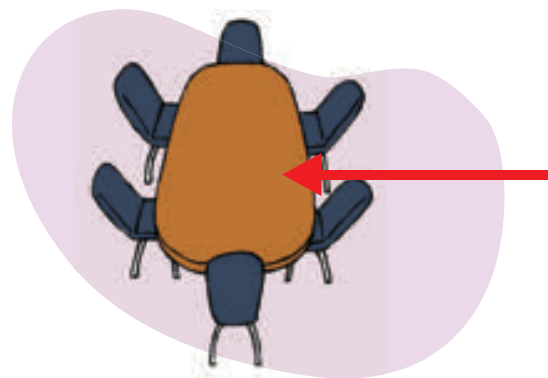
3. **birthday**



4. **airport**



5. **turkey**



6. **table**

## B. Circle the syllables with **ar, ir, er, or, ur, or le.**

1. hamburger
2. surfing
3. starfish
4. thirteen
5. forest
6. bicycle
7. sneakers
8. doctor
9. puzzle



## C. Listen, write, and read.

P-CD

Track

97

1. Mom puts plants in the \_\_\_\_\_.
2. This \_\_\_\_\_ is blue and green.
3. It's my 11th \_\_\_\_\_ today!
4. The airplane is at the \_\_\_\_\_.
5. A \_\_\_\_\_ is a bird.
6. Here is our new \_\_\_\_\_.

## D. Read the story.

P-CD

Track

98

It's my sister's birthday today. Her birthday party is in our garden. There's a cake on the table and lanterns in the trees. She has lots of presents. Her favorite present is her new bicycle. My sister is very happy!



# Phonics Review

## A. Read and check.

	1 syllable	2 syllables	3 syllables	4 syllables
alligator				
monkey				
butterfly				
bear				
jacket				
hand				
motorcycle				
alphabet				

## B. Listen, match the syllables, and write the words.



- |          |      |          |
|----------|------|----------|
| 1. lan   | fish | 1. _____ |
| 2. ta    | port | 2. _____ |
| 3. birth | tern | 3. _____ |
| 4. surf  | ble  | 4. _____ |
| 5. star  | ing  | 5. _____ |
| 6. air   | day  | 6. _____ |





### C. Listen and circle each syllable.

- |            |            |            |
|------------|------------|------------|
| 1. picnic  | 2. dentist | 3. helmet  |
| 4. rainbow | 5. problem | 6. basket  |
| 7. hamster | 8. circus  | 9. subject |

### D. Look and write the missing syllables.

grape


take

flash

time

tad


coat



1. \_\_\_\_\_/pole



2. rain/\_\_\_\_\_



3. \_\_\_\_\_/fruit



4. bed/\_\_\_\_\_



5. \_\_\_\_\_/light



6. mis/\_\_\_\_\_

### E. Read and circle the syllables with a long a, e, i, o, or u sound.

- |          |           |          |
|----------|-----------|----------|
| 1. baby  | 2. paper  | 3. bugle |
| 4. robot | 5. spider | 6. pilot |
| 7. zebra | 8. tiger  | 9. pony  |



# Notes

**Write notes here.**

---

---

---

---

---

---

---

---

---

---

---

---

---

---

---

---

---

---

---

---

---

---

---

---

---

---

---

# Word list

## A

aisle  
almost  
altogether  
aunt

## B

badminton  
bag  
baseball  
baseball bat  
basketball  
be  
bicycle  
bookstore  
bottle  
bottom  
bow  
box  
building blocks  
bunch  
bus  
bus driver  
buying

## C

can  
car  
carrots  
carton  
cents  
cheap  
checks  
chef  
chopsticks  
coats  
corn  
court  
cousin  
cute

## D

dad  
dentist  
dentist's office  
doctor  
doctor's office  
doing  
dollars  
dots

## E

each  
eggs  
eight hundred  
envelope(s)  
expensive

## F

ferry  
fire station  
firefighter  
five hundred  
fork  
four hundred  
frog

## G

game  
gardener  
going

## H

hamster  
hat  
hers  
home  
homemaker  
hospital  
how much

## I

ice cream

## J

jeans

## K

kind  
kite  
knife

## L

letter  
letter carrier  
lizard  
looking

## M

mailbox  
mailing  
middle  
mine  
mom  
motorcycle  
movie theater  
museum

## N

napkins  
nine hundred

## O

one hundred  
one thousand  
onions  
ours

## P

pants  
park  
peas  
pilot  
plate  
playful  
playing field  
police officer  
police station  
post office  
postcard  
potato chips  
puzzle(s)

## Q

quiet

## R

rabbit  
restaurant  
rockets

## S

salesperson  
scary  
scooters  
seven hundred  
shelf  
shirt  
shoes  
shopping mall  
shorts  
six hundred  
skateboard  
skirt  
smart  
snake  
soccer  
socks  
soft  
soup  
spider  
spoon  
sports coach  
stadium  
stamp(s)  
straws  
stripes  
supermarket  
swimming pool

## T

table tennis  
table tennis racket  
tape  
taxi  
taxi driver  
team  
theirs  
there  
three hundred  
top  
tray  
T-shirt  
train  
tub  
two hundred

## U

uncle

## V

very  
volleyball

## W

watch  
whose  
work  
wow  
wrapping  
writer  
writing

## Z

zoo  
zookeeper

# Scope and Sequence

## Unit 1

Theme	Functions	Structure	Language Items	Vocabulary
<b>How do you go to the park?</b>				
Modes of transport	<ul style="list-style-type: none"> <li>Asking how others travel to different places</li> </ul>	<ul style="list-style-type: none"> <li>Questions with <i>where do</i></li> <li>Statements with <i>by</i></li> <li>Questions with <i>how do</i></li> <li>Questions with <i>do</i></li> </ul>	Where do you go on Sunday? I go to the park on Sunday. How do you go to the park? I go by bus. Do you go to the park? Yes, I do. Do you go by bus? No, I don't. I go by train. I go by bus and by train.	<b>Words</b> swimming pool, park, museum, bicycle, train, car, playing field, movie theater, restaurant, bus, motorcycle, ferry, taxi, shopping mall, supermarket  <b>Review</b> days of the week
<b>Do you like to play soccer?</b>				
Sports	<ul style="list-style-type: none"> <li>Asking about and explaining preferences</li> </ul>	<ul style="list-style-type: none"> <li>Questions with infinitives</li> </ul>	Do you like to play soccer? No, I don't but I like to watch soccer. Yes, I do. Are you on a soccer team? Yes, I am. Where do you play soccer? I play soccer at the soccer stadium. Is that your soccer ball? Yes, it is.	<b>Words</b> soccer, baseball, volleyball, badminton, table tennis, basketball, team, watch, stadium, court, racket, bat  <b>Review</b> play, like, ball
<b>Phonics</b>				
sh; th; ch, tch; wh, ph				

## Unit 2

Theme	Functions	Structure	Language Items	Vocabulary
<b>He's writing a postcard.</b>				
Post office	<ul style="list-style-type: none"> <li>Asking and answering questions about who something is for</li> <li>Asking for things at a post office</li> </ul>	<ul style="list-style-type: none"> <li><i>Wh-</i> questions and answers with present continuous</li> </ul>	Where are you going? I'm going to the post office. What are you doing? I'm buying some paper and two envelopes. What's he/she doing? He's writing a postcard. She's mailing a letter. Who's it for? It's for his grandma.	<b>Words</b> box, post office, envelope, stamps, letter, postcard, wrapping, mailing, buying, writing, mailbox, tape  <b>Review</b> some, grandma, grandpa
<b>Phonics</b>				
ar, or; ir, ur; er, or; air, are				

## Unit 3

Theme	Functions	Structure	Language Items	Vocabulary
<b>How much is the green rocket?</b>				
Money Toy store	<ul style="list-style-type: none"> <li>Talking about prices</li> <li>Asking and giving prices</li> <li>Describing toys</li> <li>Stating relative price</li> <li>Numbers up to 100</li> </ul>	<ul style="list-style-type: none"> <li>Questions with quantities</li> <li>How much is the (adjective) rocket?</li> <li>Pronoun with adjective</li> </ul>	How much are the red and blue rockets, please? They're cheap. They're six dollars each. How much is the green rocket? Wow! It's expensive. It's ninety-five dollars. It's almost one hundred dollars! The big puzzles are cheap. The small puzzles are very cheap! The small game is expensive. The big game is very expensive!	<b>Words</b> puzzles, rockets, games, building blocks, scooters, bicycles, kite, skateboard, dollars, cheap, expensive, very, almost, each, wow  <b>Review</b> colors, please, big, small
<b>Whose shoes are these?</b>				
Asking questions about clothing ownership	<ul style="list-style-type: none"> <li>Describing and identifying ownership of clothes</li> </ul>	<ul style="list-style-type: none"> <li>This / these</li> <li>Questions with <i>whose</i>, and answers</li> </ul>	Whose shoes are these? Are they yours? Yes, they are. They're mine. Whose skirt is this? It has dots. Is it yours? No, it's not. It's hers. Whose coats are these? They have checks. They're ours.	<b>Words</b> whose, mine, ours, stripes, dots, checks, coat, shoes, socks, pants, jeans, hat, skirt, shorts, shirt, t-shirt  <b>Review</b> colors, this, these
<b>Phonics</b>				
oo; ou, ow; oi, oy; o				

## Unit 4

Theme	Functions	Structure	Language Items	Vocabulary
<b>I'm looking for a can of soup.</b>				
Shopping for food	<ul style="list-style-type: none"> <li>Asking about food</li> <li>Describing locations</li> </ul>	<ul style="list-style-type: none"> <li>Questions with <i>what</i> and present continuous</li> </ul>	Hi. What are you looking for? I'm looking for a can of soup. Soup is in aisle three. It's on the bottom shelf. Thanks. I'm looking for a carton of eggs. Eggs are on the middle shelf. I'm looking for a bag of potato chips. Potato chips are on the top shelf. I'm looking for a bunch of bananas. I'm sorry. There are no bananas.	<b>Words</b> can, soup, carton, eggs, bottle, bag, bunch, top, middle, bottom, aisle, potato chips, carrots, onions, corn, peas, tub, looking, shelf  <b>Review</b> thanks, juice, bananas
<b>Phonics</b>				
au, aw; all; schwa sound ə; schwa sound a				

## Unit 5

Theme	Functions	Structure	Language Items	Vocabulary
<b>My mom's a pilot.</b>				
Helpful people	<ul style="list-style-type: none"> <li>Describing different professions</li> <li>Discussing what people do for work</li> </ul>	<ul style="list-style-type: none"> <li>Questions with <i>want to be</i></li> </ul>	What does your mom/dad do? She's a doctor. He's a gardener. My mom's a pilot and my dad's a chef. What do you want to be? I don't know. Do you want to be a chef too? No, I don't. My mom's a police officer. Yes, I do. I want to be a police officer too.	<b>Words</b> police officer, doctor, dentist, letter carrier, chef, bus driver, homemaker, taxi driver, sports coach, firefighter, gardener, pilot  <b>Review</b> dad, mom, too
<b>Where does your grandma work?</b>				
Neighborhood places where people work	<ul style="list-style-type: none"> <li>Asking and telling about where people work</li> </ul>	<ul style="list-style-type: none"> <li>Wh- questions about location</li> </ul>	Where does your grandma work? She works at a hospital. Is she a nurse? No, she's a doctor. Where do your mom and dad work? My mom works at a bookstore and my dad works at a firestation. Does your aunt work at a zoo? Yes, she's a zookeeper. Is your uncle a writer? Yes, he works at home.	<b>Words</b> police station, fire station, bookstore, doctor's office, home, dentist's office, zoo, hospital, salesperson, writer, zookeeper  <b>Review</b> nurse
<b>Phonics</b>				
ous; tion; sion; ture				

## Unit 6

Theme	Functions	Structure	Language Items	Vocabulary
<b>Why do you want a snake?</b>				
Pets	<ul style="list-style-type: none"> <li>Talking about different pets and their qualities</li> </ul>	<ul style="list-style-type: none"> <li>Descriptive adjectives</li> <li><i>Kind of</i></li> </ul>	Do you have a pet? No, I don't. Do you want a pet? Yes, I do. What kind of pet do you want? I want a snake. Why do you want a snake? Snakes are scary. Do you have a pet? Yes, I do. I have a rabbit. Why do you have a rabbit? Rabbits are soft and cute. What color is your rabbit? It's brown and white.	<b>Words</b> rabbit, hamster, snake, spider, lizard, frog, quiet, playful, scary, smart, soft, cute  <b>Review</b> colors, pet
<b>Phonics</b>				
Syllables				

# Starship English

## Activity Book

  
Houghton  
Mifflin  
Harcourt.

# A1.2



ECUADOR EDITION

Dr. Ken Beatty

Unit

1

# How do you go to the park?

## Read and write

### A. Read and match.



1 supermarket

2 movie theater

3 museum



4 playing field

5 restaurant

6 shopping mall



### B. Write the missing letters.

1 pa\_\_k

5 p\_\_ay\_\_ng f\_\_e\_\_d

2 swi\_\_ing p\_\_l

6 movi\_\_ th\_\_at\_\_r

3 sup\_\_rmar\_\_et


7 r\_\_stau\_\_ant

4 m\_\_se\_\_m

8 sho\_\_ing ma\_\_



## C. Number the sentences.



	I go to the movie theater on Saturday.
--	--

1	Where do you go on Saturday?
---	------------------------------

	I go by bicycle.
--	------------------

	How do you go to the movie theater?
--	-------------------------------------

## D. Unscramble the sentences.

1. you Do go the to park?

---

2. by train and by go I bus.

---

3. Wednesday ? Where go you do on

---

4. to do you the How go museum?

---

## Read and write again

### A. Write the missing words. Read the chant.




How do you go to the restaurant?

I go by ① \_\_\_\_\_.



How do you go to the playing field?

I go by ② \_\_\_\_\_.



How do you go to the shopping mall?

I go by ③ \_\_\_\_\_.



How do you go to the supermarket?

I go by ④ \_\_\_\_\_.



How do you go to the museum?

I go by ⑤ \_\_\_\_\_.

### B. Read the chant again. Circle *True* or *False*.

- |    |                                    |      |       |
|----|------------------------------------|------|-------|
| 1. | I go to the shopping mall by car.  | True | False |
| 2. | I go to the restaurant by bicycle. | True | False |
| 3. | I go to the museum by bicycle.     | True | False |
| 4. | I go to the supermarket by bus.    | True | False |
| 5. | I go to the playing field by car.  | True | False |

# Listen

## A. Listen and choose.

Track 64





- 1
- 2
- 3
- 4
- 5



## B. Listen and check .

Track 65



## C. Listen and match.

Track 66



1. movie theater

2. swimming pool

3. park





4. restaurant

5. playing field



# Practice


## A. Read and write.

- I go to the playing field by  \_\_\_\_\_ .
- I go to the library by  \_\_\_\_\_ .
- I go to the restaurant by  \_\_\_\_\_ .
- I go to the park by  \_\_\_\_\_ .

ferry
car
taxi
bicycle

## B. Look and color.

- Color the bus  
green, pink, and blue.
- Color the ferry  
white, red, and green.
- Color the car  
black, green, and red.
- Color the motorcycle  
blue, purple, and yellow.



5. Write the words.


a motorcycle  
a bus  
a ferry  
a car

\_\_\_\_\_

\_\_\_\_\_

# Play and learn

## A. Match.



## B. Write the missing letters. Read the word.

					b				
					i				f
—	o	—	o	r	—	y	—	l	—
u		r			y		a		r
s		a			c		r		r
e		i			l				y
u		n			e				
m									




Unit

1

# Do you like to play soccer?

## Read and write


### A. Read and match.



1 table tennis

2 volleyball

3 badminton



4 soccer

5 baseball



6 basketball



### B. Write the missing letters.

1 st\_\_di\_\_m

5 t\_\_m

2 b\_\_s\_\_b\_\_ll b\_\_t

6 b\_\_sk\_\_tb\_\_ll

3 b\_\_dm\_\_nt\_\_n r\_\_ck\_\_t

7 s\_\_c\_\_er

4 t\_\_bl\_\_ t\_\_nn\_\_s

8 vo\_\_ey\_\_all

## C. Number the sentences.



	No, I don't but I like to play soccer.
--	--

	Are you on a soccer team?
--	---------------------------

	Yes, I am.
--	------------

1	Do you like to play badminton?
---	--------------------------------

## D. Unscramble the sentences.

1. volleyball? play to like you Do

---

2. Where baseball? do play you

---

3. I at play stadium. the soccer

---

4. soccer a Are team? on you

---

## Read and write again

### A. Write the missing words. Read the chant.



Do you like to play ① \_\_\_\_\_ ?

Yes, I do. No, I don't.



Do you like to watch ② \_\_\_\_\_ ?

Yes, I do. No, I don't.



Do you like to play ③ \_\_\_\_\_ ?

Yes, I do. No, I don't.



Do you like to watch ④ \_\_\_\_\_ ?

Yes, I do. No, I don't.



Are you on a ⑤ \_\_\_\_\_ ?

Yes, I am. No, I'm not.

### B. Read and circle.

1. I like to watch volleyball at the (swimming pool / volleyball court).
2. I like to swim at the (swimming pool / playing field).
3. I play on a (baseball / pool) team.
4. Do you like to play (basketball / stadium)?
5. Are you on a baseball (team / racket)?
6. Is that your table tennis (racket / stadium)?


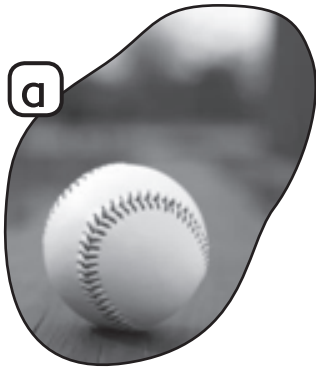




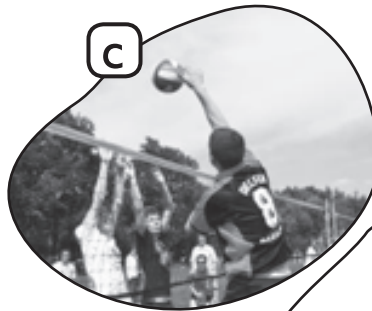
# Listen

## A. Listen and choose.

Track 67






- 1
- 2
- 3
- 4
- 5





## B. Listen and check .

Track 68



## C. Listen and number.

Track 69



# Practice

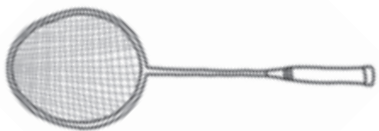
## A. Read and write.

1. \_\_\_\_\_ do you play table tennis?
2. I play \_\_\_\_\_ on the badminton \_\_\_\_\_.
3. Do you like to \_\_\_\_\_ soccer?
4. Yes, I do. I play \_\_\_\_\_, too.

badminton      soccer      Where      court      watch

## B. Look and color.

1. Color the badminton racket green and pink.
2. Color the soccer ball orange and red.
3. Color the table tennis racket black and green.
4. Color the baseball bat blue and red.





5. Write the words.

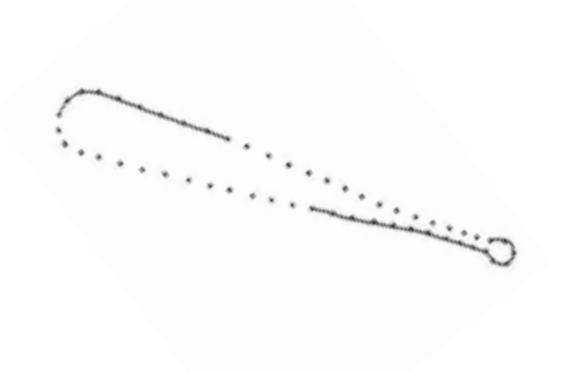
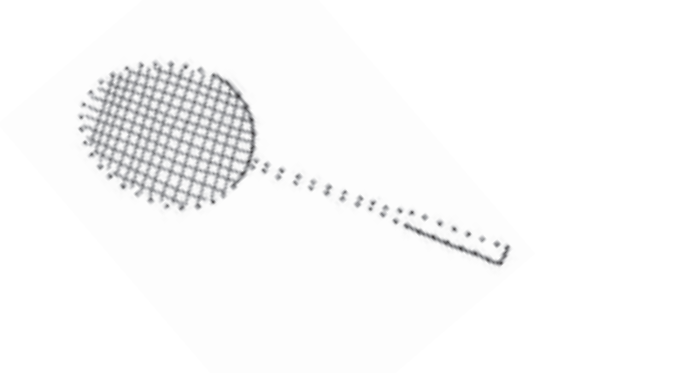
a badminton racket   a table tennis racket   a baseball bat   a soccer ball

# Play and learn

## A. Look and write.



## B. Draw and write the names.




Unit

2

# He's writing a postcard.

## Read and write

### A. Read and match.



1 a box


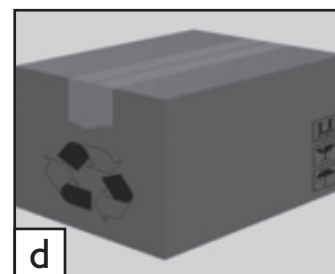
2 an envelope

3 a letter

4 a postcard

5 a stamp

6 tape



### B. Write the missing letters.

1 s\_\_a\_\_p

2 wr\_\_pp\_\_ng

3 m\_\_l\_\_ng

4 b\_\_y\_\_ng

5 m\_\_lb\_\_x

6 p\_\_st \_\_ff\_\_c\_\_

7 w\_\_iti\_\_g

8 po\_\_t\_\_ard

### C. Number the sentences.



	What's she doing?
--	-------------------

	She's mailing a letter.
--	-------------------------

1	Where's she going?
---	--------------------

	She's going to the mailbox.
--	-----------------------------

### D. Unscramble the sentences.

1. going? are Where you

---

2. going I'm the to office. post

---

3. are doing? you What

---

4. a mailing I'm letter.

---

5. is What doing? she

---

## Read and write again

### A. Write the missing words. Read the chant.



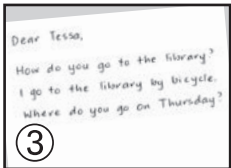
Where are you going?

I'm going to the ① \_\_\_\_\_ .



What are you doing?

I'm buying some ② \_\_\_\_\_ .



What's she doing?

She's writing a ③ \_\_\_\_\_ .



What's he doing?

He's mailing a ④ \_\_\_\_\_ .



Who's it for?

It's for his ⑤ \_\_\_\_\_ .

### B. Read and circle.

1. She's going to the (box / post office).
2. I'm buying a postcard and a (stamp / post office).
3. I'm sending a (stamp / postcard).
4. It's for my (grandma / wrapping).
5. He's buying some (box / tape).

# Listen

## A. Listen and choose.

Track  
70




1

2

3

4

5




## B. Listen and check .

Track  
71


1



2




3




## C. Listen and number.

Track  
72

a




b



c



d



e



f



# Practice



## A. Read and write.

1. I'm buying a \_\_\_\_\_.



2. I'm buying an \_\_\_\_\_.



3. I'm buying some \_\_\_\_\_.


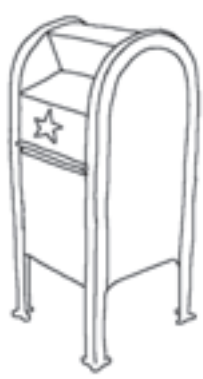


4. I'm buying a \_\_\_\_\_.



## B. Look and color.

1. Color the postcard blue, yellow, and green.
2. Color the mailbox blue and red.
3. Color the post office white, red, and green.
4. Color the box orange, green, and red.




5. Write the words.

a postcard      a mailbox      a post office      a box



# Play and learn

## A. Number the pictures.



## B. Write the missing letters. Read the word.

e								
n								
v			l					
e			e					
l			t			t		
p	—	s	—	c	—	r	—	
	p		e		p		o	
	e		r		e		i	
							n	
							g	



# Review

## A. Unscramble the sentences.

1. basketball play I.

---

2. do Where on you Sunday? go

---

3. the I to field. playing go

---

4. field? go do to How the you playing

---

## B. Write the missing letters.

1 W\_\_ er\_\_ a\_\_ e y\_\_ u g\_\_ ing?

2 I'\_\_ go\_\_ ng \_\_ o t\_\_ e st\_\_ diu\_\_ .

3 D\_\_ y\_\_ u lik\_\_ to pl\_\_ y ba\_\_ ket\_\_ all?



## C. Write the missing words.

What are ① \_\_\_\_\_ ② \_\_\_\_\_ ?

I'm ③ \_\_\_\_\_ a ④ \_\_\_\_\_ .

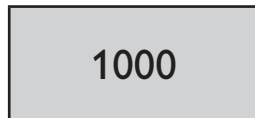
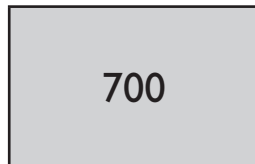
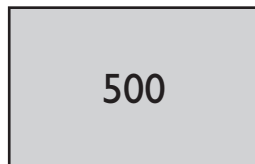
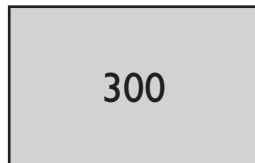
⑤ \_\_\_\_\_ it ⑥ \_\_\_\_\_ ?

① you      ② doing      ③ buying      ④ postcard      ⑤ Who's      ⑥ for

# Learn more



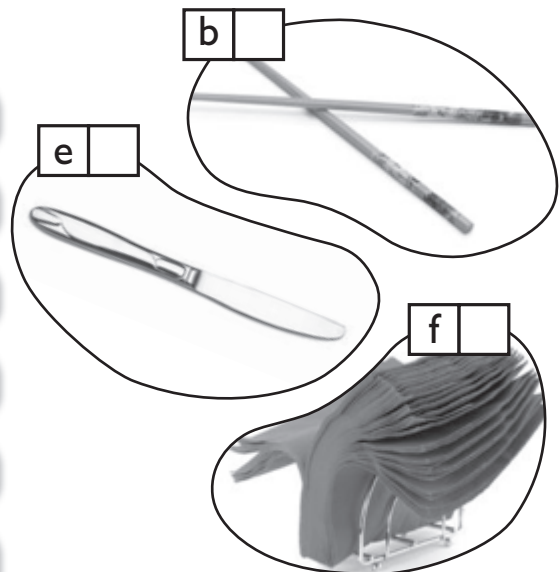
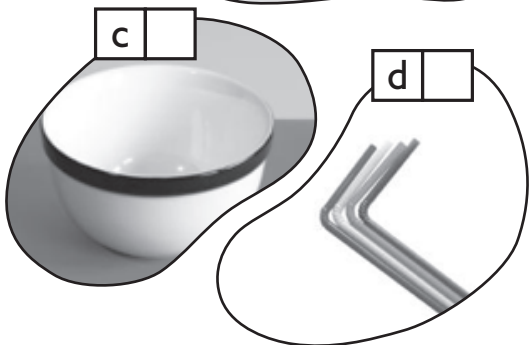
## A. Match.



## B. Look and number.



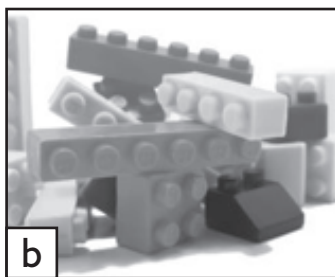
1. bowl
2. chopsticks
3. knife
4. straws
5. napkins
6. tray



# How much is the green rocket?

## Read and write

### A. Read and match.



1 rockets


2 games

3 building blocks

4 puzzles

5 scooters

6 bicycles



### B. Write the missing letters.

1 b\_\_g

2 ch\_\_\_p

3 sm\_\_ll

4 exp\_\_ns\_\_v\_\_

5 d\_\_ll\_\_rs

6 h\_\_ndr\_\_d

7 r\_\_c\_\_ets

8 s\_\_oo\_\_ers

### C. Number the sentences.



	Wow! It's almost one hundred dollars!
--	---------------------------------------

	It's ninety-five dollars.
--	---------------------------

	Yes. It's expensive.
--	----------------------

1	How much is the small puzzle?
---	-------------------------------

### D. Unscramble the sentences.

1. big The rockets cheap. are.

---

2. big The is game expensive. very

---

3. are much the How kites?


---

4. hundred almost It's one dollars.

---


## Read and write again

### A. Write the missing words. Read the chant.



How much are the ① \_\_\_\_\_ ?

They're expensive!




How much is the ② \_\_\_\_\_ ?

It's cheap!



How much are the ③ \_\_\_\_\_ ?

They're expensive!



How much is the ④ \_\_\_\_\_ ?

It's cheap!



How much are the ⑤ \_\_\_\_\_ ?

They're expensive!

### B. Read and write.

1. The big rockets are \_\_\_\_\_ .
2. The small rockets are \_\_\_\_\_ cheap.
3. The small \_\_\_\_\_ are expensive.
4. The \_\_\_\_\_ kites are cheap .

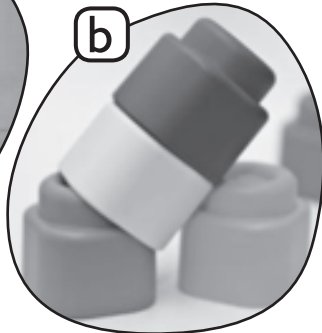



very      expensive      puzzles      big




# Listen

## A. Listen and choose.

Track 73



- 1
- 2
- 3
- 4
- 5



## B. Listen and check .

Track 74

1	2	3

## C. Listen and write how much.

Track 75

1 \$15

2 \$

3 \$

4 \$

5 \$

# Practice

## A. Read and write.

1. How much are the \_\_\_\_\_ puzzles?
2. They're \_\_\_\_\_. They're six \_\_\_\_\_ each.
3. How \_\_\_\_\_ is the big puzzle?
4. It's \_\_\_\_\_. \_\_\_\_\_ sixty-six dollars.

much      small      expensive      It's      cheap      dollars

## B. Look and color.

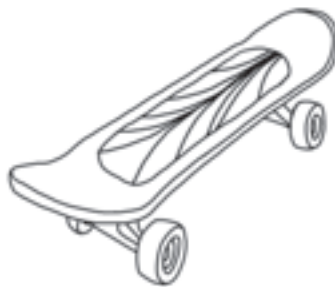
1. Color the rocket blue and yellow.
2. Color the scooter green, orange, and blue.
3. Color the skateboard blue, green, and red.
4. Color the bicycle brown, green, and red.



\_\_\_\_\_



\_\_\_\_\_



\_\_\_\_\_



\_\_\_\_\_

5. Write the words.

a rocket      a skateboard      a scooter      a bicycle



# Play and learn

## A. Circle the words.

x	d	a	g	g	c	s	m	a	l	l
d	g	z	g	f	h	f	r	r	c	g
z	s	k	a	t	e	b	o	a	r	d
b	x	e	m	h	a	d	c	a	j	o
i	s	s	e	y	p	j	k	s	t	l
g	h	t	s	c	k	f	e	t	f	l
f	j	g	f	n	f	d	t	t	p	a
b	i	c	y	c	l	e	s	d	k	r
m	b	s	v	e	b	s	s	d	f	s

bicycles  
games  
cheap  
dollars  
skateboard  
rockets  
big  
small

## B. Write the sentences with a, e, i, o, and u.

1. Hw mch r th bg sktbrds?

---

2. Thy'r nnty-fv dllrs ch.

---

3. Ww! Thy'r lmst n hndrd dllrs.

---

4. Ys. Thy'r xpnsv!

---

## Whose shoes are these?

## Read and write

## A. Read and match.

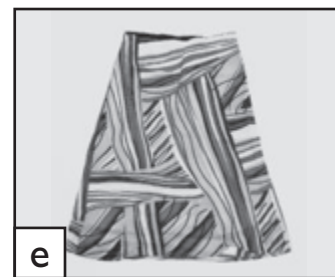


1	a skirt
---	---------



2	a coat
---	--------

3	shorts
---	--------



4	socks
---	-------

5	pants
---	-------

6	jeans
---	-------



## B. Write the missing letters.

1	h__t
---	------

5	st__i__es
---	-----------

2	sh____s
---	---------

6	ch__cks
---	---------

3	d__ts
---	-------

7	c__a__
---	--------

4	j__an__
---	---------

8	skir__
---	--------

## C. Number the sentences.



	It's mine.
--	------------

1	Whose T-shirt is this?
---	------------------------

	Whose shoes are these?
--	------------------------

	They're hers.
--	---------------

## D. Unscramble the sentences.

1. hats Whose these? are

---

2. checks. They have

---

3. yours? they Are

---

4. Is yours? it

---

5. this? shirt Whose is

---

## Read and write again

### A. Write the missing words. Read the chant.



Whose ① \_\_\_\_\_ are these?

They're mine!



Whose ② \_\_\_\_\_ is this?

It's his!



Whose ③ \_\_\_\_\_ are these?

They're his!



Whose ④ \_\_\_\_\_ is this?

It's hers!



Whose ⑤ \_\_\_\_\_ are these?

They're mine!

### B. Read and write.


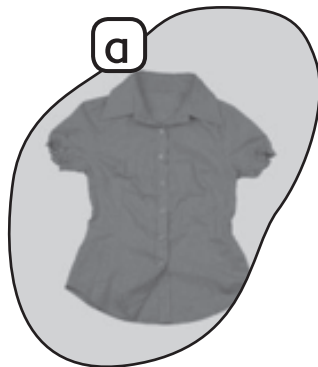
1. Whose \_\_\_\_\_ is this? It has checks. Is \_\_\_\_\_ yours?
2. Whose shoes are \_\_\_\_\_? They have \_\_\_\_\_. Are they \_\_\_\_\_?
3. Whose hat is \_\_\_\_\_? It has stripes. \_\_\_\_\_ it yours?

skirt      Is      dots      yours      this      these      it


# Listen

## A. Listen and choose.

Track 76

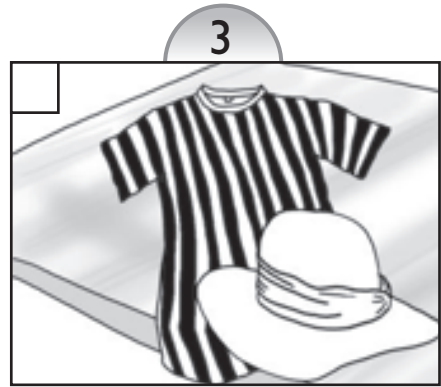
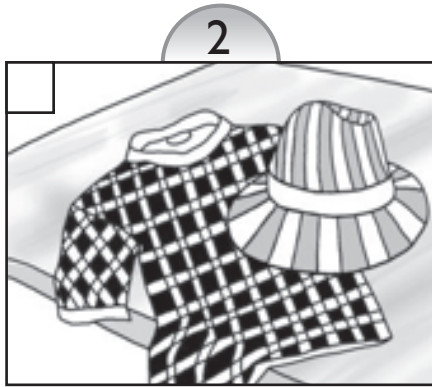
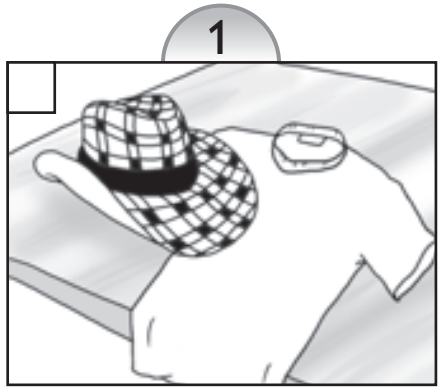


- 1
- 2
- 3
- 4
- 5



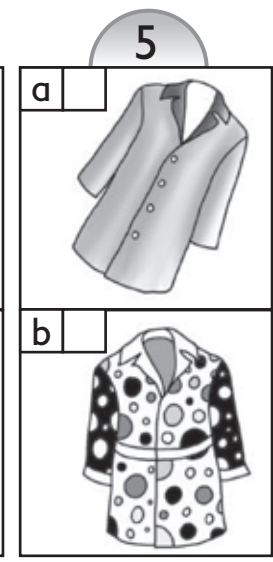
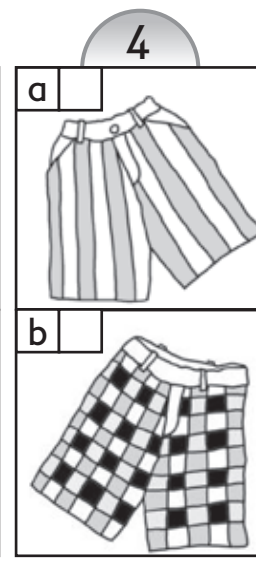
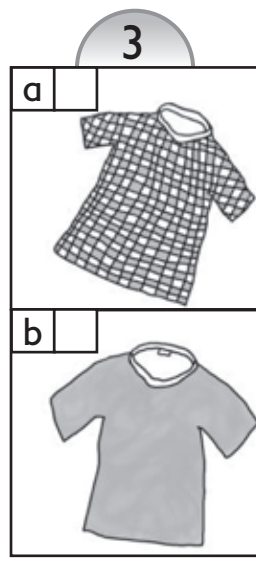
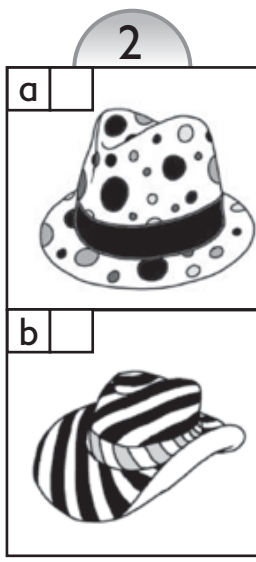
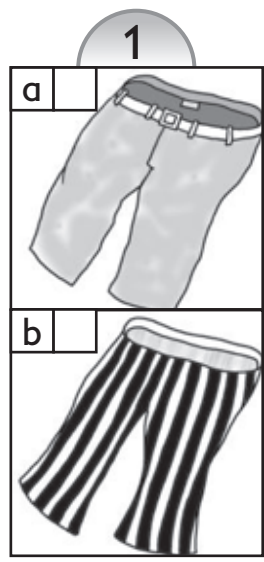
## B. Listen and check .

Track 77






## C. Listen and check a or b.

Track 78



# Practice

## A. Read and write.

- Whose coat is this? It has  \_\_\_\_\_ .
- Whose pants are these? They have  \_\_\_\_\_ .
- Whose shorts are these? They have  \_\_\_\_\_ .

dots
stripes
checks

## B. Look and color.

- Color the T-shirt green, orange, and yellow.
- Color the hat red, purple, and blue.
- Color the coat brown, red, and green.
- Color the pants yellow, green, and red.



\_\_\_\_\_

\_\_\_\_\_



\_\_\_\_\_

\_\_\_\_\_

- Write the words.

a T-shirt  
 a hat  
 a coat  
 pants

# Play and learn

## A. Look and match.



jeans  
a T-shirt  
a shirt  
a coat  
a skirt  
shorts  
a hat  
shoes

## B. Write the missing letters. Read the word.

		s				
		k				
		i				
_	t	_	i	_	e	_
h		t		a		h
o				n		i
e				t		r
s				s		t




AB35

## I'm looking for a can of soup.

## Read and write

## A. Read and match.



1 a bag of potato chips


2 a bunch of bananas

3 a tub of ice cream

4 a can of soup

5 a carton of eggs

6 a bottle of juice



## B. Write the missing letters.

1 t\_\_p sh\_\_lf

2 ca\_\_r\_\_ts

3 m\_\_ddl\_\_ sh\_\_lf

4 b\_\_tt\_\_m sh\_\_lf

5 c\_\_rn

6 a\_\_sl\_\_

7 on\_\_on\_\_

8 p\_\_as



## C. Number the sentences.



	Peas are in aisle three.
--	--------------------------

	I'm looking for peas.
--	-----------------------

1	Hi. What are you looking for?
---	-------------------------------

	Thanks.
--	---------

## D. Unscramble the sentences.

1. you are for? looking What

---

2. a I'm bananas. for bunch looking of

---

3. looking I'm can soup. for of a

---

4. the on shelf. middle They're


---

5. Ice is cream five. in aisle

---

## Read and write again

### A. Write the missing words. Read the chant.



What are you looking for?

I'm looking for a ① \_\_\_\_\_ of eggs.



What are you looking for?

I'm looking for a ② \_\_\_\_\_ of bananas.



What are you looking for?

I'm looking for a ③ \_\_\_\_\_ of potato chips.



What are you looking for?

I'm looking for a ④ \_\_\_\_\_ of ice cream.



What are you looking for?

I'm looking for a ⑤ \_\_\_\_\_ of juice.

### B. Read and write.

1. Bananas are in \_\_\_\_\_ nine.
2. \_\_\_\_\_ is in aisle two.
3. \_\_\_\_\_ are in aisle six.
4. Carrots are on the \_\_\_\_\_ shelf.
5. Corn is on the bottom \_\_\_\_\_ .



shelf

aisle

Soup

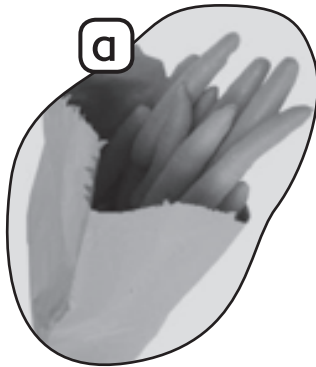
top

Onions

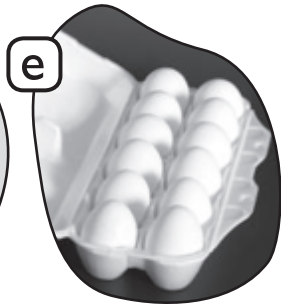


# Listen

## A. Listen and choose.

Track 79

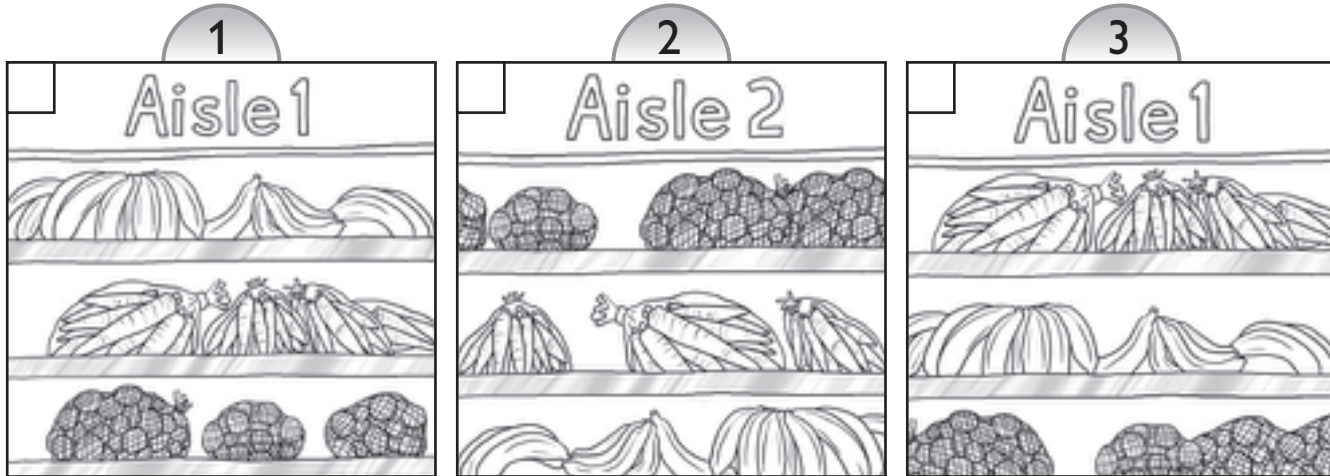


- 1
- 2
- 3
- 4
- 5




## B. Listen and check .

Track 80

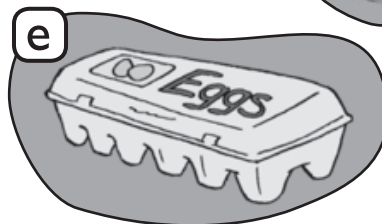


## C. Listen and match.

Track 81



1. aisle 7
2. aisle 3
3. aisle 13
4. aisle 10
5. aisle 2



# Practice

## A. Read and write.

1. I'm looking for a \_\_\_\_\_ of eggs.



2. I'm looking for a \_\_\_\_\_ of bananas.



3. I'm looking for a \_\_\_\_\_ of ice cream.



4. I'm looking for a \_\_\_\_\_ of juice.



bottle      tub      bunch      carton

## B. Look and color.

1. Color the bottle of juice blue and yellow.
2. Color the bag of carrots orange and green.
3. Color the tub of ice cream red and green.
4. Color the bunch of bananas yellow and brown.




5. Write the words.

a bunch of bananas    a bag of carrots    a tub of ice cream    a bottle of juice

# Play and learn

## A. Look and match.



### Across



### Down



## B. Write the sentences with a, e, i, o, and u.

1. H. Wht r y lkng fr?

---

2. 'm lkng fr a crtn f ggs.

---

3. ggs r n sl thr.

---

4. Thy'r n th tp shlf.

---

# Review

## A. Unscramble the sentences.

1. are Shirts in nine. aisle

---

2. for? What you are looking

---

3. for pants. looking some I'm

---

4. much socks, are How the please?

---

## B. Write the missing letters.

1 Wh\_\_se s\_\_ck\_\_ ar\_\_ th\_\_s\_\_?

2 I'\_\_ lo\_\_kin\_\_ f\_\_r a c\_\_n of to\_\_at\_\_es.

3 W\_\_er\_\_ a\_\_e t\_\_e bi\_\_ rob\_\_ts?



## C. Write the missing words.

How ① \_\_\_\_\_ are the ② \_\_\_\_\_, please?

Whose ③ \_\_\_\_\_ ④ is \_\_\_\_\_?

It has ⑤ \_\_\_\_\_. Is it ⑥ \_\_\_\_\_?

① much    ② bananas    ③ hat    ④ this    ⑤ checks    ⑥ yours

# Learn more



## A. Match.

- one dollar and twenty-five cents
- six dollars and seventy-five cents
- fifty cents
- three dollars
- twenty-five cents

- \$3.00
- \$1.25
- \$6.75
- 25¢
- 50¢

## B. Write the names.

- \_\_\_\_\_ and grandpa
- mom and \_\_\_\_\_
- aunt and \_\_\_\_\_



uncle                      grandma                      dad

## My mom's a pilot.

## Read and write

## A. Read and match.



1 dentist


2 gardener

3 police officer

4 firefighter

5 letter carrier

6 sports coach



## B. Write the missing letters.

1 p \_\_\_ ot

5 home \_\_\_ ker

2 sp \_\_\_ ts c \_\_\_ ch

6 c \_\_\_ f

3 po \_\_\_ i \_\_\_ e o \_\_\_ icer


7 d \_\_\_ nti \_\_\_ t

4 t \_\_\_ i d \_\_\_ ver

8 d \_\_\_ tor



## C. Number the sentences.



	She's a gardener.
--	-------------------

	He's a gardener too.
--	----------------------

	What does your dad do?
--	------------------------

1	What does your mom do?
---	------------------------

## D. Unscramble the sentences.

1. do? does What dad your

---

2. you Do to want a be too? gardener

---

3. mom's My chef. a

---

4. too. want be to a I pilot

---

5. do What want you be? to

---

## Read and write again

### A. Write the missing words. Read the chant.



①

What does your mom do?

She's a ① \_\_\_\_\_ .



②

What does your dad do?

He's a ② \_\_\_\_\_ .



③

What does your mom do?

She's a ③ \_\_\_\_\_ .



④

What does your dad do?

He's a ④ \_\_\_\_\_ .



⑤

What do you want to be?

I want to be a ⑤ \_\_\_\_\_ .

### B. Read and write.

1. My mom is a \_\_\_\_\_ officer.
2. My dad is a taxi \_\_\_\_\_ .
3. I want to be a taxi driver \_\_\_\_\_ .
4. My brother is a \_\_\_\_\_ carrier.
5. What do you want to \_\_\_\_\_ ?



be

too

letter

driver

police

# Listen

## A. Listen and choose.

Track 82



1

2

3

4


5



## B. Listen and check .

Track 83

1



2



3



## C. Listen and check Yes or No.

Track 84

		Yes	No
1	letter carrier		
2	bus driver		
3	gardener		
4	homemaker		
5	sports coach		



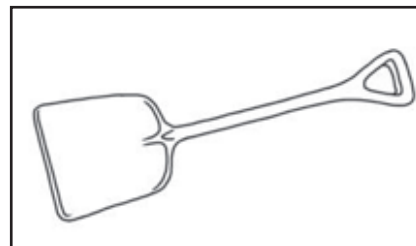
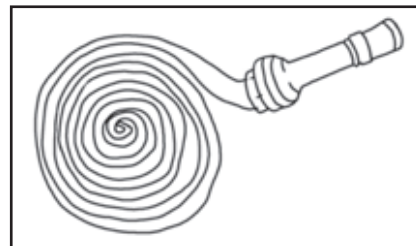
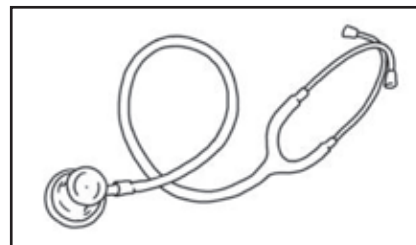
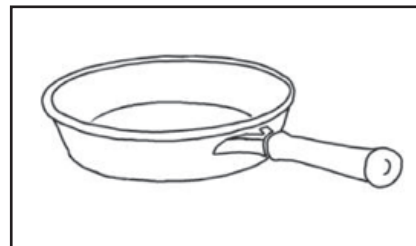
# Practice

## A. Read and write.

1. My mom \_\_\_\_\_ a sports \_\_\_\_\_ .
2. My dad is a \_\_\_\_\_ carrier.
3. I want to be a police \_\_\_\_\_ .
4. \_\_\_\_\_ do you \_\_\_\_\_ to be?

want      coach      letter      officer      is      What

## B. Match and color.



# Play and learn

## A. Circle the words.

c	q	e	r	t	a	d	y	c	s	f
h	d	o	c	t	o	r	a	s	c	s
e	z	s	x	d	e	n	t	i	s	t
f	i	r	e	f	i	g	h	t	e	r
v	w	s	e	j	g	d	n	f	p	f
x	g	a	r	d	e	n	e	r	i	h
c	a	d	s	g	d	f	h	n	l	d
c	k	b	s	t	y	s	d	e	o	t
h	o	m	e	m	a	k	e	r	t	n

chef  
doctor  
dentist  
firefighter  
pilot  
gardener  
homemaker

## B. Write the sentences with a, e, i, o, and u.

1. Wht d y wnt t b?

---

2. D y wnt t b a grdnr?

---

3. My mm's a plce ffer.

---

4. I wnt t b a frfghtr.

---

## Where does your grandma work?

## Read and write

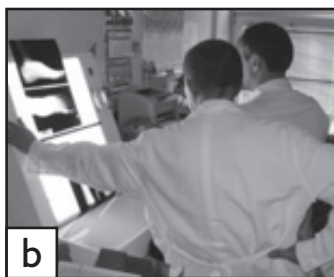
## A. Read and match.



1 bookstore

2 zoo

3 hospital



4 police station

5 fire station

6 doctor's office



## B. Write the missing letters.

1 d \_ nti \_ t's o \_ fic \_

5 z \_ \_ k \_ \_ p \_ r

2 h \_ sp \_ t \_ l

6 wr \_ t \_ r

3 sal \_ sp \_ rs \_ n

7 b \_ \_ kst \_ r \_

4 po \_ i \_ e st \_ t \_ on

8 n \_ rs \_

### C. Number the sentences.



	Is she a police officer?
--	--------------------------

1	Where does your aunt work?
---	----------------------------

	Yes, she's a police officer.
--	------------------------------

	She works at a police station.
--	--------------------------------

### D. Unscramble the sentences.

1. does Where your work? grandma

---

2. She at works zoo. a

---

3. aunt Does work hospital? at your a

---

4. dad do mom your and work? Where


---

5. she Is writer? a

---

## Read and write again

### A. Write the missing words. Read the chant.



Where does your aunt work?

She works at a ① \_\_\_\_\_ .



Where does your uncle work?

He works at a ② \_\_\_\_\_ .



Does your dad work at a ③ \_\_\_\_\_ office?

No, he's a firefighter.



Does your mom work at a ④ \_\_\_\_\_ ?

Yes, she's a salesperson.



Where does your brother work?

He works at ⑤ \_\_\_\_\_ .

### B. Read and write.

1. My \_\_\_\_\_ a doctor. She works at a \_\_\_\_\_ .
2. My dad's a dentist. He works at a dentist's \_\_\_\_\_ .
3. My brother's a \_\_\_\_\_ . He works at a fire \_\_\_\_\_ .
4. Where do your mom and dad \_\_\_\_\_ ?

hospital    work    firefighter    office    mom's    station



# Listen

## A. Listen and choose.

Track 85



a



b

1

2

3

4

5



c



d



e


## B. Listen and check .

Track 86


1



2



3



## C. Listen and number.

Track 87



a



b



c



d



e




f

# Practice

## A. Read and write.

- \_\_\_\_\_ do your mom and dad \_\_\_\_\_ ?
- My mom \_\_\_\_\_ at a \_\_\_\_\_ .
- My dad works at \_\_\_\_\_ .
- Is your dad a \_\_\_\_\_ ?



writer    Where    work    home    works    bookstore

## B. Look and color.

- Color the fire station white, red, and yellow.
- Color the hospital green, black, and blue.
- Color the zoo orange, brown, and green.
- Color the police station black, white, and red.




- Write the words.


fire station    hospital    zoo    police station

# Play and learn


## A. Look and match.



### Across



### Down



## B. Write the sentences with a, e, i, o, and u.

1. Whr ds yr grndm wrk?

---

2. Sh's a zkpr. Sh wrks t th z.

---

3. Whr ds yr grndp wrk?

---



4. H's a wrtr. H wrks t hm.

---

# Why do you want a snake?

## Read and write

### A. Read and match.



1	a hamster
---	-----------

2	a snake
---	---------

3	a spider
---	----------

4	a rabbit
---	----------

5	a lizard
---	----------

6	a frog
---	--------



### B. Write the missing letters.

1	c__te
---	-------

2	pl__yf__l
---	-----------

3	s__ft
---	-------

4	sm__rt
---	--------

5	sc__r__
---	---------

6	q____t
---	--------

7	ha__st__r
---	-----------

8	sp__d__r
---	----------

### C. Number the sentences.



	I want a hamster.
--	-------------------

1	What kind of pet do you want?
---	-------------------------------

	Hamsters are playful.
--	-----------------------

	Why do you want a hamster?
--	----------------------------

### D. Unscramble the sentences.

1. pet? have you Do a

---

2. kind you of What do pet want?

---

3. do Why want you lizard? a

---

4. snake? is color What your

---

5. Do pet? want you a

---


## Read and write again

### A. Write the missing words. Read the chant.




I want a ① \_\_\_\_\_ ?

Frogs are smart.



I want a ② \_\_\_\_\_ ?

Hamsters are soft.



I want a ③ \_\_\_\_\_ ?

Rabbits are cute



I want a ④ \_\_\_\_\_ ?

Lizards are quiet.



Do you want a ⑤ \_\_\_\_\_ ?

No! Snakes are scary!

### B. Read and write.


1. I want a \_\_\_\_\_ . Rabbits are \_\_\_\_\_ .
2. I \_\_\_\_\_ a frog. \_\_\_\_\_ are cute.
3. I want \_\_\_\_\_ snake. \_\_\_\_\_ are scary.
4. What kind of \_\_\_\_\_ do you want?

Snakes    pet    soft    want    rabbit    Frogs    a

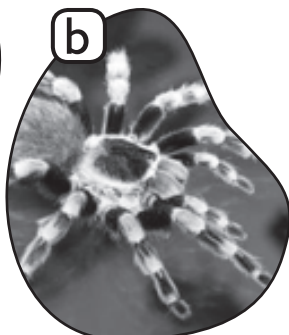
# Listen

## A. Listen and choose.

Track 88



a



b


1

2

3

4

5



c



d



e

## B. Listen and check .

Track 89

1



2



3



## C. Listen and match.

Track 90

a



1. soft

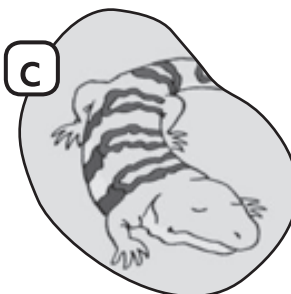
2. scary

3. quiet

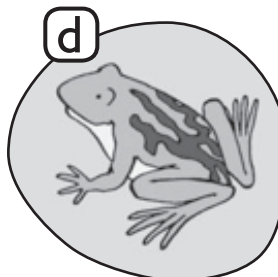
4. smart

5. cute

c



d



e



# Practice

## A. Read and write.

1. \_\_\_\_\_ do you want a frog?
2. Frogs are \_\_\_\_\_ .
3. \_\_\_\_\_ color is your \_\_\_\_\_ ?
4. \_\_\_\_\_ green and \_\_\_\_\_ .

What      Why      smart      yellow      It's      frog

## B. Look and color.

1. Color the snake blue, red, and yellow.
2. Color the frog green, yellow, and blue.
3. Color the rabbit brown, white, and black.
4. Color the lizard orange, green, and red.



5. Write the words.

a frog      a rabbit      a snake      a lizard



# Play and learn

## A. Circle the words.

d	f	r	o	g	t	l	d	z
e	y	r	a	b	b	i	t	y
d	s	y	g	g	c	z	d	z
f	n	x	n	u	p	a	z	s
h	a	m	s	t	e	r	c	p
h	k	s	p	c	t	d	v	i
w	e	m	i	x	y	u	b	d
a	a	s	d	s	o	f	t	e
q	u	i	e	t	f	g	n	r

hamster  
pet  
lizard  
rabbit  
snake  
frog  
spider  
soft  
quiet



## B. Write the missing letters. Read the word.

s		h				
—	l	—	y	—	u	—
i		m		r		i
d		s		o		z
e		t		g		a
r		e				r
		r				d



# Review

## A. Unscramble the sentences.

1. does dad your work? Where

---

2. station. works a at fire He

---

3. firefighter? he Is a

---

4. he's firefighter. Yes, a

---

## B. Write the missing letters.

1 Wh\_\_ t k\_\_ nd of p\_\_ t do y\_\_ u w\_\_ nt?

2 I w\_\_ nt a r\_\_ bb\_\_ t.

3 Wh\_\_ d\_\_ y\_\_ u w\_\_ nt a ra\_\_ bi\_\_ ?



## C. Write the missing words.

① \_\_\_\_\_ does your ② \_\_\_\_\_ work?

She ③ \_\_\_\_\_ at a ④ \_\_\_\_\_ .

Is ⑤ \_\_\_\_\_ a nurse?

No, she's a ⑥ \_\_\_\_\_ .

- ① Where
- ② sister
- ③ works
- ④ hospital
- ⑤ she
- ⑥ doctor

# About me

## Read and write.



My mom's a \_\_\_\_\_ .

She works at \_\_\_\_\_ .

My dad's a \_\_\_\_\_ .

He works at \_\_\_\_\_ .

My grandma's a \_\_\_\_\_ .

She works at \_\_\_\_\_ .

My grandpa's a \_\_\_\_\_ .

He works at \_\_\_\_\_ .

My aunt's a \_\_\_\_\_ .

She works at \_\_\_\_\_ .

My uncle's a \_\_\_\_\_ .

He works at \_\_\_\_\_ .

I want to be a \_\_\_\_\_ .

# Word list

## A

aisle  
almost  
altogether  
aunt

## B

badminton  
bag  
baseball  
basketball  
bat  
be  
bicycle  
bookstore  
bottle  
bottom  
bowl  
box  
building blocks  
bunch  
bus  
bus driver  
buying

## C

can  
car  
carrots  
carton  
cents  
cheap  
checks  
chef  
chopsticks  
coat  
corn  
court  
cousin  
cute

## D

dad  
dentist  
dentist's office  
doctor  
doctor's office  
doing  
dollars  
dots

## E

each  
eggs  
eight hundred  
envelope  
expensive

## F

ferry  
fire station  
firefighter  
five hundred  
fork  
four hundred  
frog

## G

game  
gardener  
going

## H

hamster  
hat  
hers  
home  
homemaker  
hospital  
how much  
hundred

## I

ice cream

## J

jeans

## K

kind  
kite  
knife

## L

letter  
letter carrier  
lizard  
looking

## M

mailbox  
mailing  
middle  
mine  
mom  
motorcycle  
movie theater  
museum

## N

napkins  
nine hundred

## O

one hundred  
one thousand  
onions  
ours

## P

pants  
park  
peas  
pilot  
plate  
playful  
playing field  
police officer  
police station  
post office  
postcard  
potato chips  
puzzle(s)

## Q

quiet

## R

rabbit  
restaurant  
rockets

## S

salesperson  
scary  
scooters  
seven hundred  
shelf  
shirt  
shoes  
shopping mall  
shorts  
skateboard  
six hundred  
skirt  
smart  
snake  
soccer  
socks  
soft  
soup  
spider  
spoon  
sports coach  
stadium  
stamp(s)  
straws  
stripes  
supermarket  
swimming pool

## T

table tennis  
table tennis racket  
tape  
taxi  
taxi driver  
team  
theirs  
there  
three hundred  
top  
tray  
T-shirt  
train  
tub  
two hundred

## U

uncle

## V

very  
volleyball

## W

watch  
whose  
work  
wow  
wrapping  
writer  
writing

## Z

zoo  
zookeeper

## Activity Book Photo Credits

All Photos are copyright Houghton Mifflin Harcourt except for the following.

IS = iStockPhotos; DT = Dreamstime; SS = Shutterstock

AB4 whale skeleton in museum © 2011 Photos.com | Photos.com, tables set up for a function dinner © Clara | SS, shopping mall © DT | DT, AB6 train © DT | DT, school bus © 2011 Photos.com | Photos.com, silver car © Elena Volkova | DT, AB7 interior of a restaurant © Andrejs Nikiforovs | DT, bus © DT | DT, taxi © DT | DT, taxi © DT | DT, silver car © Elena Volkova | DT, ferry © DT | DT, AB9 bus © Zakaria Adli Idrus | DT, bike © Vukvuk | DT, taxi © DT | DT, playing field © DT | DT, boy and ball © DT | DT, pool © 2011 Photos.com | Photos.com, tables set up for a function dinner © Clara | SS, shopping mall © DT | DT, ferry © DT | DT, AB10 basketball game © Albo | DT, volleyball © Valeria Cantone | DT, playing table tennis © track5 | IS, boy playing badminton © Pedro Jorge Henriques Monteiro | SS, two boys playing soccer © leisadavis | IS, playing baseball © Donald Linscott | DT, AB12 boy batting in baseball © Amy S. Myers | DT, basketball players © Albo | DT, playing soccer © Galina Barskaya | DT, AB13 baseball batter - kid © Amy S. Myers | DT, baseball ball © Andre Blais | DT, badminton © Pedro Monteiro | DT, baseketball © Lane Erickso | DT, baseketball © Lane Erickso | DT, volleyball © Sebastian Czapnik | DT, volleyball (2) © Sebastian Czapnik | DT, table tennis bat © Sean Macdiarmid | DT, people playing table tennis © Monkey Business Images | DT, boys playing basketball © Ebe | DT, badminton bats and shuttlecock © Silvia Antunes | DT, boy playing table tennis © JJ pixs | SS, young soccer team © Crystal Kirk | DT, AB15 basketball going in hoop © Albo | DT, stadium © Nyul | DT, baseball group photo © Dennis Debono | SS, playing baseball © Donald Linscott | DT, AB16 statue of liberty © Gary718 | DT, envelope © Luminis | DT, cardboard box © archives | IS, US postage stamp © DrMadra | SS, packing tape dispenser © Christopher Elwell | SS, AB18 US air mail stamps © Torsten Lorenz | DT, mount rushmore © Olivier Le Queinec | DT, AB19 mail box © James Steidl | DT, old US postage stamps © Tupungato | DT, mountains, lake - Glacier National Park, USA © Videowokart | DT, vintage airmail envelope © subjug | IS, cardboard box © archives | IS, tape dispenser gun © DonNichols | IS, AB20 envelope © Luminis | DT, cardboard box © archives | IS, US postage stamp © DrMadra | SS, packing tape dispenser © Christopher Elwell | SS, AB23 silver tray © TM - Design | SS, US \$100 bill © SS | SS, coloured straws © bogdan ionescu | SS, knife © Planner | SS, chopsticks © Planner | SS, red napkins © Daemys | SS, empty bowl © Dmitriy Yakovlev | SS, AB24 yellow scooters © Cheng See Yuan | DT, bikes against a brick wall © Frost262 | DT, Lego blocks © Ifocus | DT, rocket illustrations © DSGpro | IS, AB26 toy rocket © Paulgeor | DT, skateboards © Daniel Halfmann | DT, building blocks © Nikonas | DT, mixed up puzzle pieces © 26kot | SS, bikes with baskets © Ladyligeia | DT, AB27 two bikes © Olegmit | DT, building blocks © Andrius Grigaliunas | DT, scooters with baskets © travelif | IS, AB30 blue black striped socks © Gandolfo | DT, skirt © Petar Neychev | DT, brown pants © Petar Neychev | DT, orange jacket © Zoom-zoom | DT, yellow swimming shorts © titelio | IS, blue jeans © Zoom-zoom | DT, AB32 floppy hat © Luminis | DT, grey trousers © Evaletova | DT, blue and yellow shorts © Zoom-zoom | DT, green coat © Oleksandr Kalyna | DT, blue jeans © Zoom-zoom | DT, AB33 three hats © Jim Parkin | DT, pink shirt © Hunk | DT, green shirt © Péter Gudella | DT, black and orange pants © Zoom-zoom | DT, green velvet coat © 2011 Photos.com | Photos.com, AB36 orange juice © Pali Rao | IS, white can © Firebrandphotography | DT, white can © Firebrandphotography | DT, dozen eggs © Feng Yu | DT, icecream © Adisa | DT, packet of potato chips © Ewa Walicka | SS, bananas © DNY59 | IS, AB38 juice bottle © peepo | IS, icecream © Juri Bizgajmer | DT, half dozen eggs © Cenorman | DT, girl on laptop © Imagery Majestic | DT, packet of potato chips © Ewa Walicka | SS, bottle of juice © janisr | IS, AB39 white can © Firebrandphotography | DT, carrots in brown paper bag © Claudiodivizia | DT, dozen white eggs © Ken Hurst | DT, corn in an opened can © DT | DT, AB40 icecream © Juri Bizgajmer | DT, half dozen eggs © Cenorman | DT, bananas © kutaytanir | IS, bottle of juice © janisr | IS, AB41 bag of onions © Jeffrey Timmons | DT, dozen white eggs © Ken Hurst | DT, red apple © Cecgodoy | DT, bananas © DNY59 | IS, bottle of juice © janisr | IS, corn in an opened can © DT | DT, AB44 woman pruning plant © DT | DT, coach going through a strategy with his team © Ken Cole | DT, smiling police woman © Ron Chapple Studios | DT, dentist and patient © Jose Manuel Gelpi Diaz | DT, mailman © Captainflash | IS, firefighter with hose © DaleReardon | IS, AB46 smiling chef © Mike Neale | DT, doctor looking at Xray © Dušan Zidar | DT, smiling police man © Lisa F.Young | DT, pilot portrait in cockpit © DT | DT, guy mowing lawn © DT | DT, AB47 postman on bike © Lars Christensen | DT, patient at the dentist © Ljupco Smokovski | DT, smiling bus driver © Juan Jose Tugores Gaspar | DT, smiling doctor © Imagez | DT, smiling firefighter © dlewis33 | IS, AB50 doctors looking at Xrays © Cyberstock | DT, girl in library © Josef Muellek | DT, fire station and fire engine © George Bailey | DT, police station © davidf | IS, hospital © Galina Barskaya | DT, a pair of giraffes and zebra in a zoo © NickR | IS, AB52 desk © DT | DT, dentists chair © Farek | DT, front of hospital © DT | DT, a pair of giraffes and zebra in a zoo © NickR | IS, in a book store © Jurgita Genyte | SS, AB53 woman in bookshop © Lucian Coman | DT, smiling nurse © Elena Elisseeva | DT, hospital building © Peter Spirer | DT, dentists chair © Bravajulia | DT, woman at computer © Monkey Business Images | DT, Children at the Zoo Looking at Bear © Robert Pernel | DT, fire station © Glen Jones | DT, getting dental work © Lucian Coman | DT, police station © tillsonburg | IS, woman looking in book store window © kreci | IS, zoo ranger showing kid an animal © John Ray Upchurch | SS, AB55 man working at computer © Monkey Business Images | DT, hospital © Galina Barskaya | DT, a pair of giraffes and zebra in a zoo © NickR | IS, zoo ranger showing kid an animal © John Ray Upchurch | SS, AB56 lizard © Vasilij Koval | DT, python snake (2) © Robert Hambley | DT, rabbit in basket © DT | DT, zoom in on broccoli © Isabel Poulin | DT, frog © Iakov Filimonov | DT, hamster © Jjansempoi | DT, AB58 python snake © Robert Hambley | DT, hamster in wheel © Ingrid Prats | DT, black and white rabbit in grass © Eileen Groome | DT, green tree frog © Tomas Valenta, Bm Association | DT, green lizard © Viktor Kuryan | DT, AB59 hamster © Isselee | DT, python © Robert Hambley | DT, rabbit in grass © Spfotocz | DT, frog © Frank Hermers | DT



Starship  
English

# Well Done

This certificate is awarded to


\_\_\_\_\_

for

\_\_\_\_\_

\_\_\_\_\_

signed: \_\_\_\_\_



# Notes

Write notes here.

---

---

---

---

---

---

---

---

---

---

---

---

---

---

---

---

---

---

---

---

---

---

---

